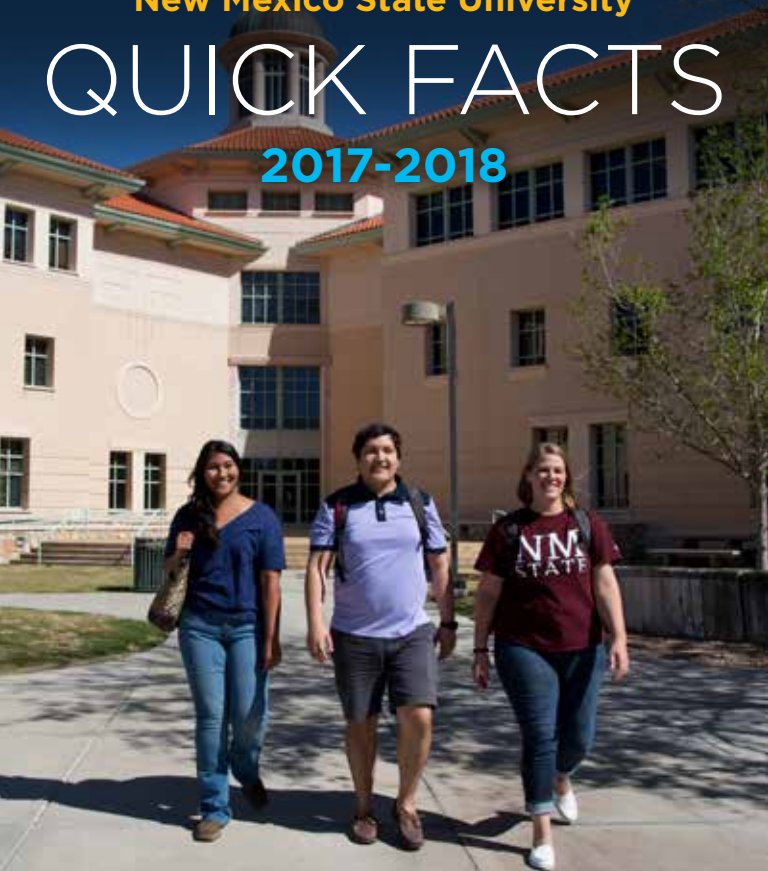


New Mexico State University

# QUICK FACTS

2017-2018



**NM**  
**STATE**

All About Discovery!™  
**Office of Institutional Analysis**  
[oia.nmsu.edu](http://oia.nmsu.edu)

## Transforming Lives Through Discovery

As the state's land-grant institution, NMSU is a global campus community engaged in research and creative activities that positively impact the lives of our citizens. Our renowned faculty and researchers seek fresh solutions to the challenges of today. Our first-rate, hands-on opportunities mean our students are job-ready when they graduate. We are proud to work alongside, and provide significant value, to our many partners across New Mexico and far beyond.

- No. 1 in the nation in science and engineering funding for minority-serving institutions by the National Science Foundation.
- Ranked No. 2 in the country for research and social mobility that improves lives by the Brookings Institution.
- Recognized as a top-tier university in U.S. News & World Report's Best Colleges for 2018 National Universities rankings
- Listed in the top 2.3 percent of institutions of higher education worldwide by the Center for World University Rankings
- One of America's best institutions for Hispanics according to Hispanic Outlook in Higher Education magazine
- Only university in N.M. to offer a PGA Golf Management™ program and engineering programs in aerospace, industrial and physics
- A top Military Friendly school since 2010 according to G.I. Jobs

**COLLEGES:** Agricultural, Consumer and Environmental Sciences; Arts and Sciences; Business; Education; Engineering; Health and Social Services; Honors.

**COMMUNITY COLLEGES:** Academic, vocational/technical and continuing education programs at our community colleges in Alamogordo, Carlsbad, Doña Ana County and Grants.

**DISTANCE EDUCATION:** Certificate and licensure programs and bachelor's, master's and doctoral degrees through technology-based course delivery and off-site extension classes, including the Albuquerque Center.

**COOPERATIVE EXTENSION:** With educational and administrative locations in every county, we continue to provide the people of New Mexico with practical, research-based knowledge and programs to improve their quality of life.

**RESEARCH:** Our core research strengths include areas in agricultural and life sciences, computer science and computer and electrical engineering, space science and aerospace, and sustainability – including energy, environment and water.

In terms of federal Research & Development expenditures, the most recent National Science Foundation survey ranks NMSU in the top 20 percent of all institutions ranked, eighth among High Hispanic Enrollment institutions, in the top 18 percent of all institutions ranked for engineering and in the top 13 percent of all institutions ranked for physical sciences.



# Headcounts

**Total NMSU Unduplicated Student Headcount: 24,580<sup>†</sup>**

## Headcount by Campus

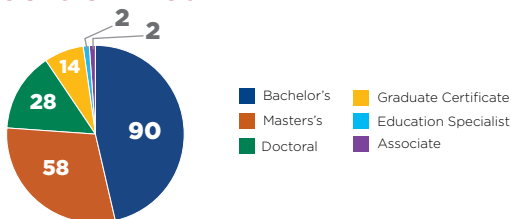
	<i>Students*</i>	<i>Faculty**</i>	<i>Staff**</i>
Alamogordo . . . . .	1,710	98	91
Carlsbad . . . . .	1,952	77	98
Doña Ana. . . . .	7,917	468	253
Grants. . . . .	963	68	36
Las Cruces . . . . .	14,432	1,048	2,418

\*Each student is counted by every campus in which they are enrolled in a course as of Census - Sept. 1, 2017.

\*\*Faculty & Staff as of August 31, 2017

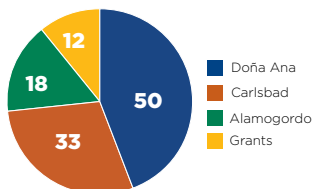
<sup>†</sup>Every student counted once within the system.

## Number of Degree Programs LAS CRUCES CAMPUS

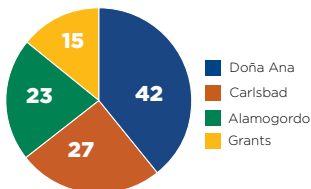


## Number of Degree Programs COMMUNITY COLLEGES

### Certificates

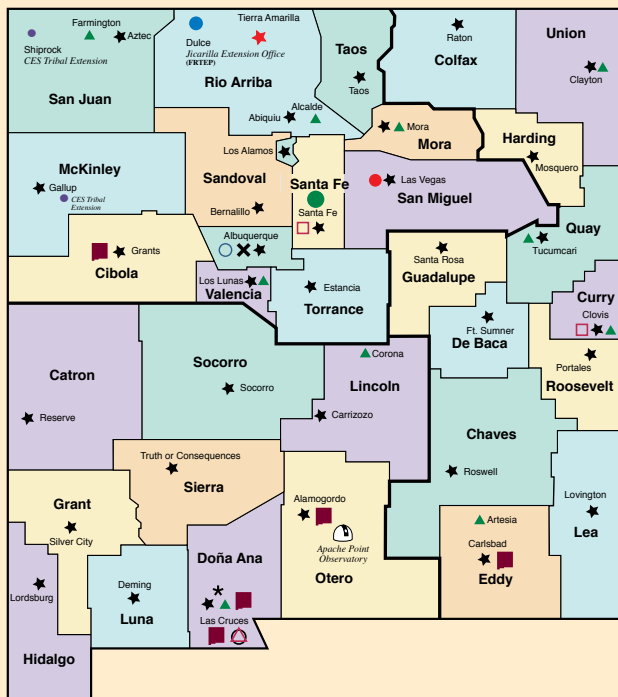


### Associates



# Opportunity for Discovery Statewide

The state's land-grant institution, New Mexico State University has a presence in every county, serving a multicultural population through teaching, research and service.



## Facility Locations

- Admissions Office
- ▲ Agricultural Science and Research Centers
- 🔭 Apache Point Observatory
- 🏠 Arrowhead Center
- 🏠 Carlsbad Environmental and Research Center
- 🏠 Cooperative Extension Service District Offices
- ★ County Extension Offices
- ★ County Extension Satellite Office
- Federally Recognized Tribes Extension Program (FRTEP)
- Memorial Middle School Agricultural Extension and Education Center
- ✖ NMSU Albuquerque Center
- NMSU Campuses
- Santa Fe Ranch Demonstration Site
- Tribal Extension Offices
- ★ University Government Affairs

# LAS CRUCES CAMPUS

## Enrollment by College\*

	<i>Undergraduate</i>	<i>%</i>	<i>Graduate</i>	<i>%</i>	<i>Total</i>
Agricultural, Consumer & Environmental Sciences . . .	1,462	12.5	193	7.1	1,655
Arts & Sciences . . . . .	4,241	36.2	768	28.2	5,009
Business . . . . .	1,430	12.2	297	10.9	1,727
Education . . . . .	1,317	11.2	702	25.8	2,019
Engineering . . . . .	2,031	17.3	400	14.7	2,431
Health & Social Services . .	1,055	9	269	9.9	1,324
Graduate . . . . .	0	N/A	90	3.3	90
Community Colleges** . . . . .	177	1.5	0	N/A	177

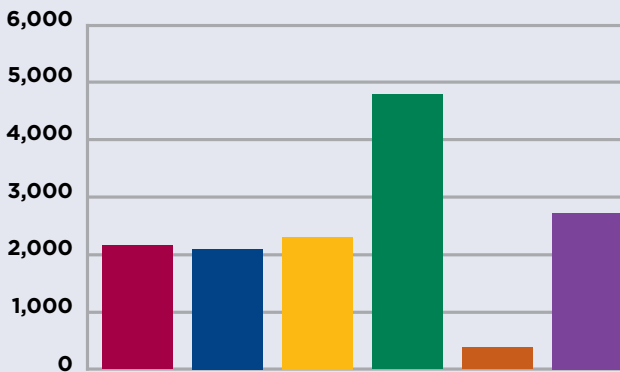
\*Based on primary major only.

\*\*Number of community college students enrolled in at least one course at NMSU Las Cruces campus.





## Headcount by Class



■ **Freshman:** 2,157 (14.9%)

■ **Senior:** 4,782 (33.1%)

■ **Sophomore:** 2,095 (14.5%)

■ **Non-degree (Undergraduate):** 375\* (2.6%)

■ **Junior:** 2,304 (16%)

■ **Graduate:** 2,719 (18.8%)

**Total: 14,432**

\*Non-degree (UG) includes post-baccalaureate and dual-credit students.

# LAS CRUCES CAMPUS



## Headcount by Gender

	<i>Number</i>	<i>%</i>
Male	6,513	45.1
Female	7,919	54.9
<b>Total</b>	<b>14,432</b>	<b>100</b>

## Headcount by Enrollment Status

	<i>Number</i>	<i>%</i>
Full-time*	11,175	77.4
Part-time	3,257	22.6
<b>Total</b>	<b>14,432</b>	<b>100</b>

\*Based on enrollment and primary campus of at least 12 credits for an undergraduate and nine credits for a graduate student.

## Headcount by Level

	<i>Number</i>	<i>%</i>
Undergraduate	11,713	81.2
Graduate	2,719	18.8
<b>Total</b>	<b>14,432</b>	<b>100</b>

## Headcount by Ethnicity

	<i>Number</i>	<i>%</i>
Two or More Races	293	2
American Indian/ Alaskan Native	287	2
Asian	204	1.4
Black or African American	407	2.8
Native Hawaiian or Other Pacific Islander	20	0.1
Hispanic	7,851	54.4
White	4,148	28.7
Race and/or Ethnicity Unknown	189	1.3
Nonresident Alien	1,033	7.2
<b>Total</b>	<b>14,432</b>	<b>100</b>



## Degrees Awarded 2016-17

	<i>Number</i>	<i>%</i>
Associate . . . . .	27	0.8
Bachelor's . . . . .	2,596	73.9
Graduate Certificate . . . . .	61	1.7
Master's . . . . .	711	20.2
Education Specialist . . . . .	7	0.2
Doctorate . . . . .	111	3.2
Total . . . . .	3,513	100

## Tuition and Required Fees\* 2017-18

*Per semester. . . . In-State Out-of-State*

Undergraduate . . \$3,230.40 \$10,510.80

Graduate . . . . . \$2,621.70 \$8,081.10

\*Based on 12 credits for an undergraduate and 9 credits for a graduate student.



# COMMUNITY COLLEGE CAMPUSES

## Headcount by Enrollment Status

	<i>Full-Time*</i>		<i>Part-Time</i>		<i>Total</i>
	<i>Number</i>	<i>%</i>	<i>Number</i>	<i>%</i>	
Alamogordo . . . . .	425	24.9	1,285	75.1	1,710
Carlsbad . . . . .	504	25.8	1,448	74.2	1,952
Doña Ana . . . . .	3,547	44.8	4,370	55.2	7,917
Grants . . . . .	173	18	790	82	963

\*Based on enrollment and primary campus.

## Headcount by Gender

	<i>Male</i>		<i>Female</i>		<i>Total</i>
	<i>Number</i>	<i>%</i>	<i>Number</i>	<i>%</i>	
Alamogordo . . . . .	644	37.7	1,066	62.3	1,710
Carlsbad . . . . .	767	39.3	1,185	60.7	1,952
Doña Ana . . . . .	3,327	42	4,590	58	7,917
Grants . . . . .	339	35.2	624	64.8	963





## Degrees Awarded 2016-17

	<i>Two-Year Campuses</i>		<i>Certificates</i>		<i>Associates</i>		<i>Total</i>
	<i>Number</i>	<i>%</i>	<i>Number</i>	<i>%</i>	<i>Number</i>	<i>%</i>	
Alamogordo . . . . .	4	3.1	123	96.9	127		127
Carlsbad . . . . .	18	15.8	96	84.2	114		114
Doña Ana . . . . .	503	31	1,122	69	1,625		1,625
Grants . . . . .	34	33.7	67	66.3	101		101

## Tuition and Required Fees\* 2017-18

<i>Per semester</i>	<i>In-District</i>	<i>Out-of-District</i>	<i>Out-of-State</i>
Alamogordo . . . . .	\$1,032	\$1,212	\$2,688
Carlsbad . . . . .	\$638	\$1,034	\$2,054
Doña Ana . . . . .	\$864	\$1,044	\$2,748
Grants . . . . .	\$1,032	\$1,140	\$2,052

\*Based on 12 credits.

# COMMUNITY COLLEGE CAMPUSES

## Headcount by Ethnicity\*

<i>Alamogordo</i>	<i>Number</i>	<i>%</i>	<i>Carlsbad</i>	<i>Number</i>	<i>%</i>
Two or More Races . . .	45	2.6	Two or More Races . . .	22	1.1
American Indian/ Alaskan Native . . . . .	66	3.9	American Indian/ Alaskan Native . . . . .	25	1.3
Asian† . . . . .	24	1.4	Asian† . . . . .	19	1
Black or African American . . . . .	72	4.2	Black or African American . . . . .	26	1.3
Hispanic . . . . .	774	45.3	Hispanic . . . . .	1,055	54
White . . . . .	663	38.8	White . . . . .	694	35.6
Race and/or Ethnicity Unknown . . .	28	1.6	Race and/or Ethnicity Unknown . . .	74	3.8
Nonresident Alien . . .	38	2.2	Nonresident Alien . . .	37	1.9



<i>Doña Ana</i>	<i>Number</i>	<i>%</i>	<i>Grants</i>	<i>Number</i>	<i>%</i>
Two or More Races . . .	86	1.1	Two or More Races . . .	12	1.2
American Indian/ Alaskan Native . . . . .	102	1.3	American Indian/ Alaskan Native . . . . .	336	34.9
Asian† . . . . .	64	0.8	Asian† . . . . .	9	0.9
Black or African American . . . . .	149	1.9	Black or African American . . . . .	22	2.3
Hispanic . . . . .	5,737	72.5	Hispanic . . . . .	391	40.6
White . . . . .	1,337	16.9	White . . . . .	170	17.7
Race and/or Ethnicity Unknown . . .	123	1.6	Race and/or Ethnicity Unknown . . .	10	1
Nonresident Alien . . .	319	4	Nonresident Alien . . .	13	1.3

\*Each student is counted by every campus in which he or she is enrolled in a course.

†Asian and Native Hawaiian/Other Pacific Islander combined for FERPA confidentiality.



## Recreational Activities

At New Mexico State University, faculty, staff and students as well as our community members enjoy a variety of recreational, athletic and cultural events. From cheering on our student-athletes during one of their exciting games to watching a rousing performance at the exquisite ASNMSU Center for the Arts, we have something for everyone.

### Athletics

NMSU is a member of the NCAA Division 1-A Western Athletic Conference in 15 of its 17 sports, with the NMSU football team in the Division I FBS Sun Belt Conference.

Our student-athletes have a graduation success rate of 76 percent, and NMSU had 108 academic All-WAC recipients in the 2016-17 athletic season.

### Arts and Recreation

18-hole golf course

Art galleries

Athletic fields

Climbing wall

Concerts

Conference center

Films

Fitness center

Museums

Opera & symphony

Professional theater

Running track

Swim center

Tennis center

TV & radio stations

Visiting speakers



## Administration

Garrey E. Carruthers  
Chancellor & NMSU President

Daniel J. Howard  
Executive VP & Provost

Lydia Duran,  
Interim Chief of Staff

Andrew Burke  
Senior VP, Administration & Finance

Kevin Boberg  
VP, Economic Development

Luis Vázquez  
Interim VP, Research

Bernadette Montoya  
VP, Student Affairs & Enrollment Management

Andrea Tawney  
VP, University Advancement  
President, NMSU Foundation Inc.

## Community Colleges

Ken Van Winkle, President  
Alamogordo

John B. Gratton, President  
Carlsbad

Renay M. Scott, President  
Doña Ana

Mickey Best, President  
Grants



## GETTING IN TOUCH

### New Mexico State University

P.O. Box 30001  
Las Cruces, NM 88003-8001  
575-646-0111  
TTY 800-659-8331  
[nmsu.edu](http://nmsu.edu)

### New Mexico State University Community Colleges

**Alamogordo**  
2400 Scenic Drive  
Alamogordo, NM 88310  
575-439-3600  
TTY 575-439-3719  
[nmsua.edu](http://nmsua.edu)

**Doña Ana**  
2800 Sonoma Ranch Blvd.  
Las Cruces, NM 88011  
575-527-7500  
Toll-free in  
New Mexico only:  
800-903-7503  
[dacc.nmsu.edu](http://dacc.nmsu.edu)

**Carlsbad**  
1500 University Drive  
Carlsbad, NM 88220  
888-888-2199  
575-234-9200  
TTY 575-234-9229  
[carlsbad.nmsu.edu](http://carlsbad.nmsu.edu)

**Grants**  
1500 Third Street  
Grants, NM 87020  
505-287-6678  
[grants.nmsu.edu](http://grants.nmsu.edu)