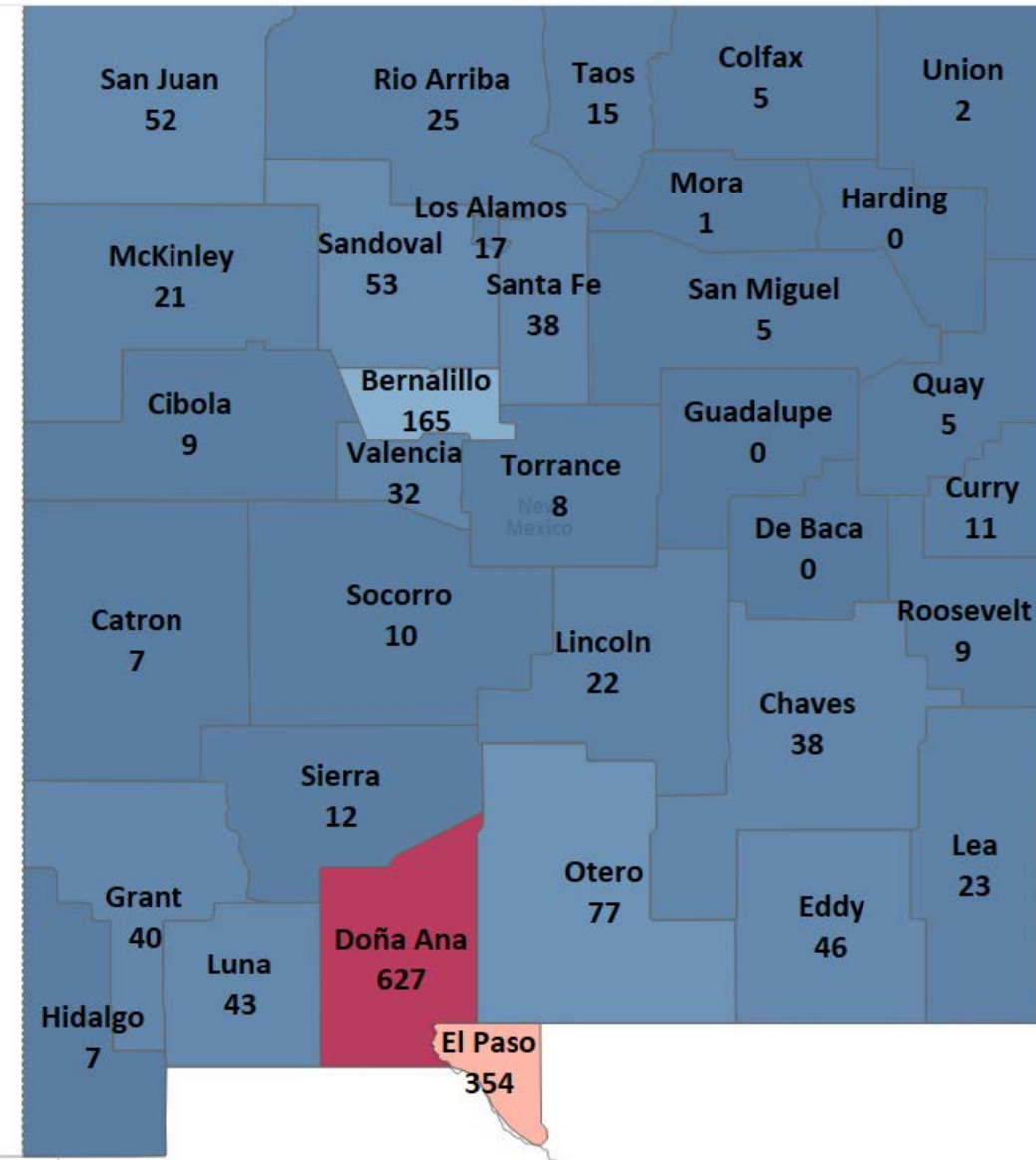
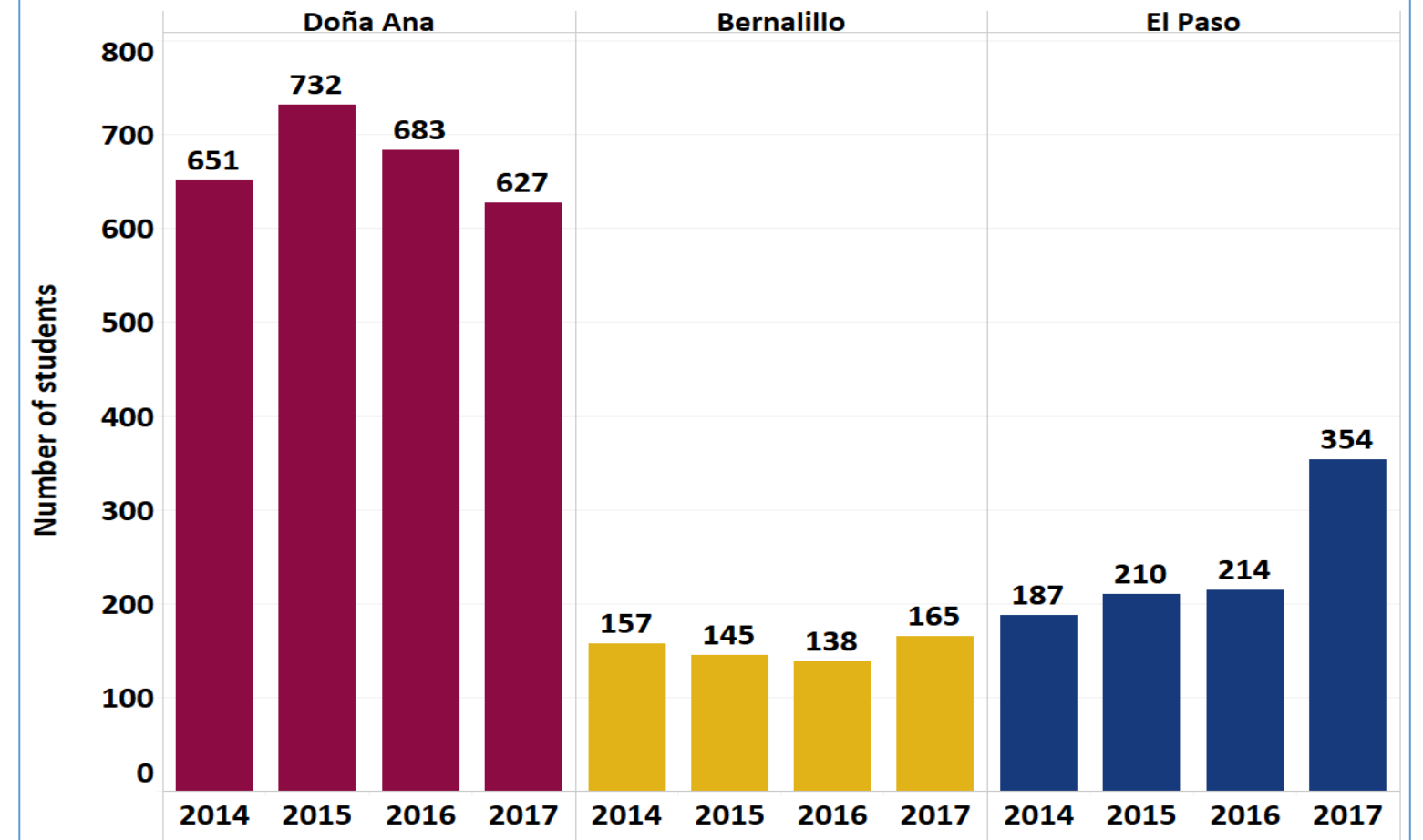


Where are our students coming from?

Location of Origin of First-Time Entering Freshmen, Fall 2017



First-time Entering Freshmen, Fall 2014 - Fall 2017



Location of Origin of First-time Entering Freshmen, Fall 2014 - Fall 2017

Location of Origin	Fall 2014	Fall 2015	Fall 2016	Fall 2017
New Mexico	1,383	1,457	1,396	1,425
Other USA*	439	457	396	572
Other**	28	65	34	19
Foreign Countries	12	14	16	26
Total All First-time Entering (Freshman Students)	1,862	1,993	1,842	2,042

* Includes US states and territories

** No state or country provided

County of Origin of Students Enrolled at the Branch Campuses, Fall 2017

Branch Campus	County	N	%
Alamogordo	Otero	913	64%
	Other	508	36%
	Total	1,421	100%
Carlsbad	Eddy	1,580	86%
	Other	247	14%
	Total	1,827	100%
Dona Ana	Dona Ana	5,848	85%
	Other	1,035	15%
	Total	6,883	100%
Grants	Cibola	588	66%
	Other	302	34%
	Total	890	100%

New Mexico State University is an Enriching Institution

A Summary of Student Engagement Results

Engagement Indicators	Theme	Engagement Indicator	Your students compared with	
			NMSU Official Peers*	
			First-year	Senior
Academic Challenge		Higher-Order Learning	▲	▲
		Reflective & Integrative Learning	▲	--
		Learning Strategies	--	▲
		Quantitative Reasoning	▲	--
Learning with Peers		Collaborative Learning	▲	--
		Discussions with Diverse Others	--	▲
Experiences with Faculty		Student-Faculty Interaction	▲	▲
		Effective Teaching Practices	▲	▲
Campus Environment		Quality of Interactions	--	▼
		Supportive Environment	--	--

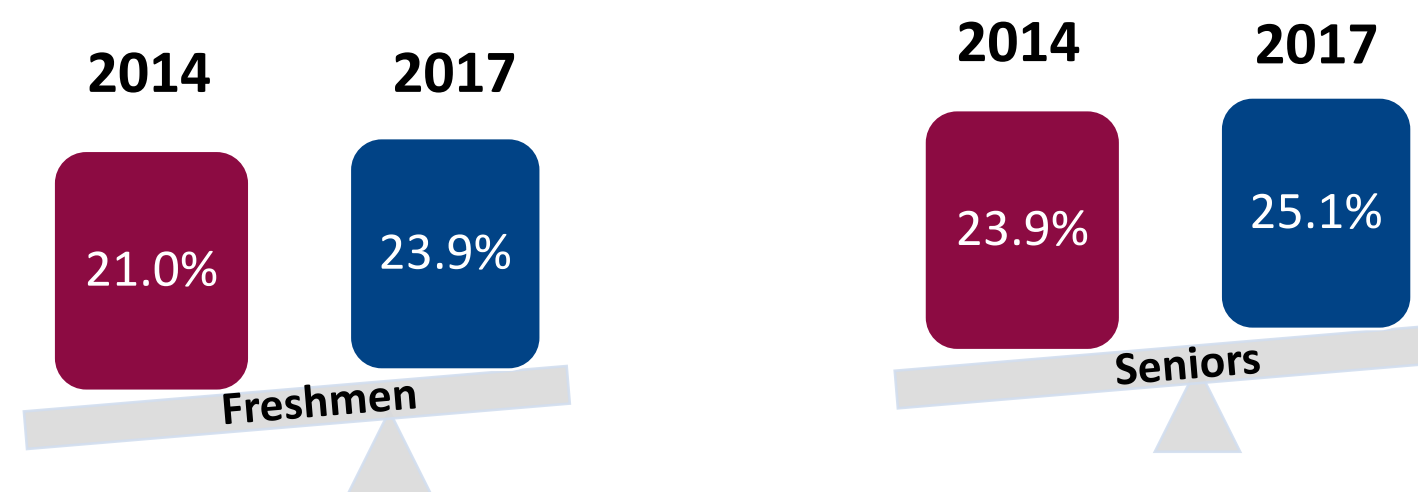
▲ Your students' average was significantly higher ($p < .05$) with an effect size at least .3 in magnitude.

△ Your students' average was significantly higher ($p < .05$) with an effect size less than .3 in magnitude.

-- No significant difference.

▼ Your students' average was significantly lower ($p < .05$) with an effect size less than .3 in magnitude.

Change in Satisfaction with Student-Faculty Interactions Over Time



NSSE 2017 Multi-year Report – Engagement Results by Theme

How important is it to you that you graduate from *this* institution?

NMSU	Carnegie
62%	57%

NSSE 2017 Topical Module Report – First-Year Experiences

How much confidence do you have in your ability to complete tasks requiring the following skills and abilities (Research)?

NMSU	Carnegie
45% ▲	40%

NSSE 2017 Topical Module Report – Senior Transitions