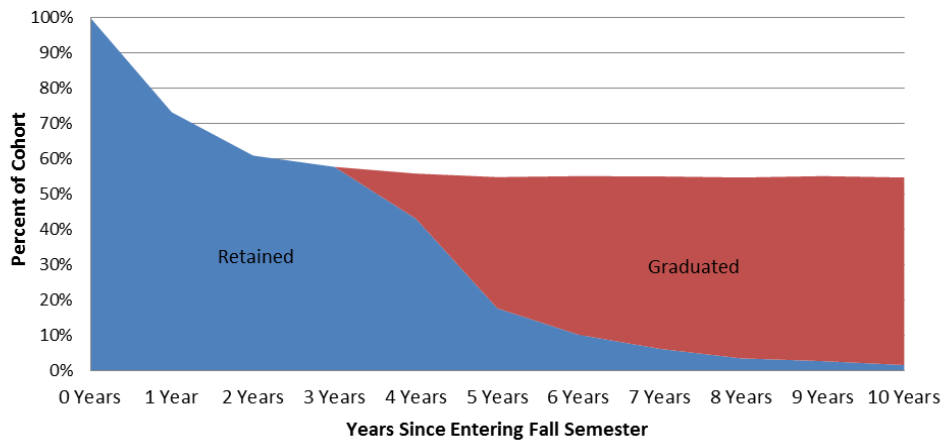


Retention and Graduation Rates

Fall 2003
Full-time Entering Student Cohort



Definitions for Retention and Graduation Rates

Degree-seeking – enrolled on the campus of their major with the intention of receiving a degree at that campus. This excludes non-degree, post-baccalaureate, dual credit, and other campus students.

Entering Student Cohort – first-time, degree-seeking students who enter in the fall semester, or the prior summer if enrolled in the fall.

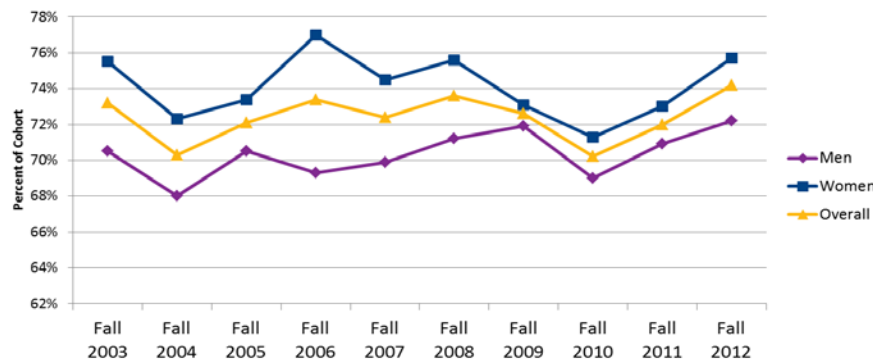
Master's Cohort – all students beginning a master's degree program in the summer, fall, or spring as designated by the first semester the major code appears on the student's record at Census Date.

Doctoral Cohort – all students beginning a doctoral degree program in the summer, fall, or spring as designated by the first semester the major code appears on the student's record at Census Date, regardless of whether or not the student has a master's degree.

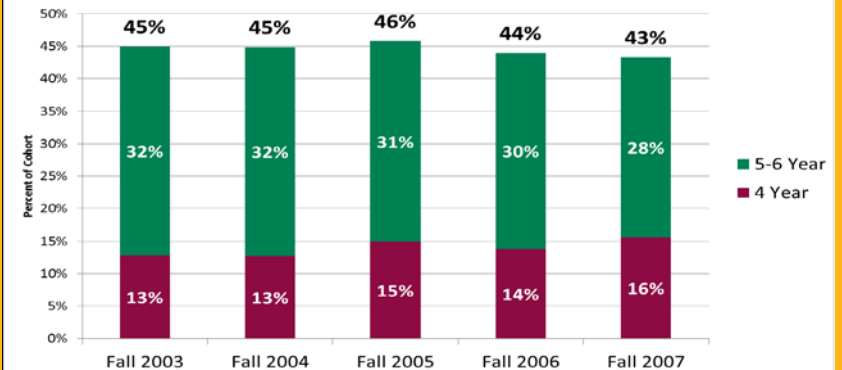
1-year Retention – enrolled for at least one credit on the campus of their major in the following fall semester.

Graduation Rate – number of students in the cohort who obtained their degree divided by the number in the original cohort. A year is counted as fall through summer for the Entering Student Cohort, and from entering semester to the end of the following two semesters for graduate students.

1 Year Retention Rate (Fall to Fall) of Full-Time Entering Student Cohort
Fall 2003 to Fall 2012
NMSU-Las Cruces

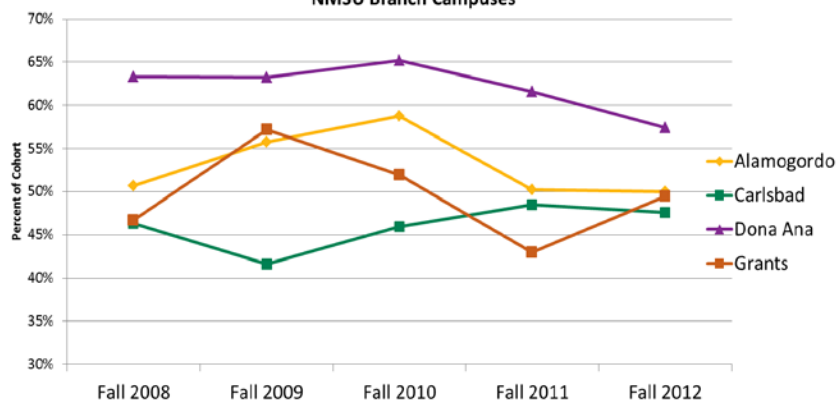


4 Year and 6 Year Graduation Rates of Full-Time Entering Student Cohort
Fall 2003 to Fall 2007
NMSU-Las Cruces



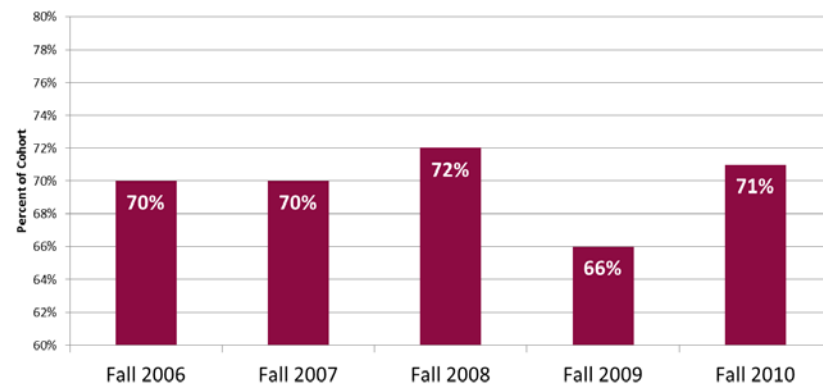
Retention and Graduation Rates

1 Year Retention Rate (Fall to Fall) of Full-Time Entering Student Cohort
 Fall 2008 to Fall 2012
 NMSU Branch Campuses


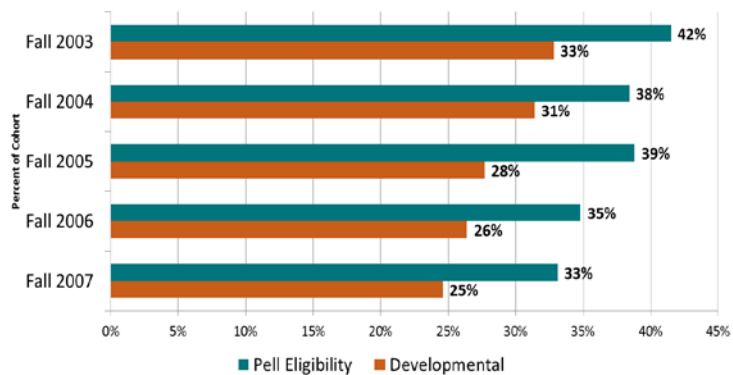


Source: IPEDS Fall Enrollment Survey

3 Year Graduation Rate of Full-Time Master's Cohort
 Fall 2006 to Fall 2010
 NMSU-Las Cruces



6 Year Graduation Rate of Full-Time Entering Student Cohort based on
 Pell Eligibility and Developmental Class Enrollment
 Fall 2003 to Fall 2007
 NMSU-Las Cruces



5 Year Graduation Rate of Full-Time Doctoral Cohort
 Fall 2004 to Fall 2008
 NMSU-Las Cruces

