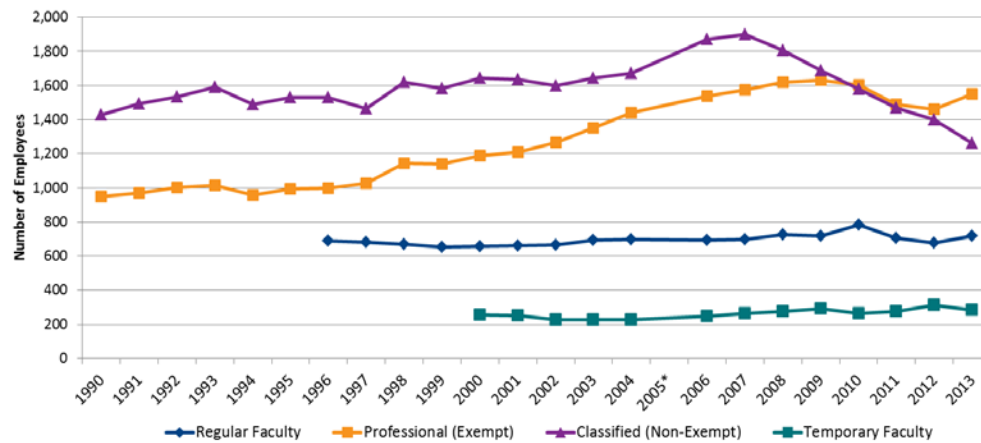


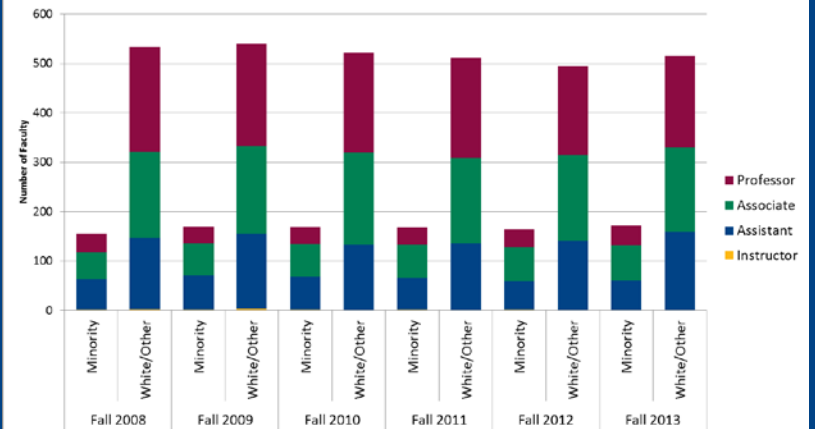
Faculty

Employee Headcount by Category, 1990 to 2013
NMSU-Las Cruces



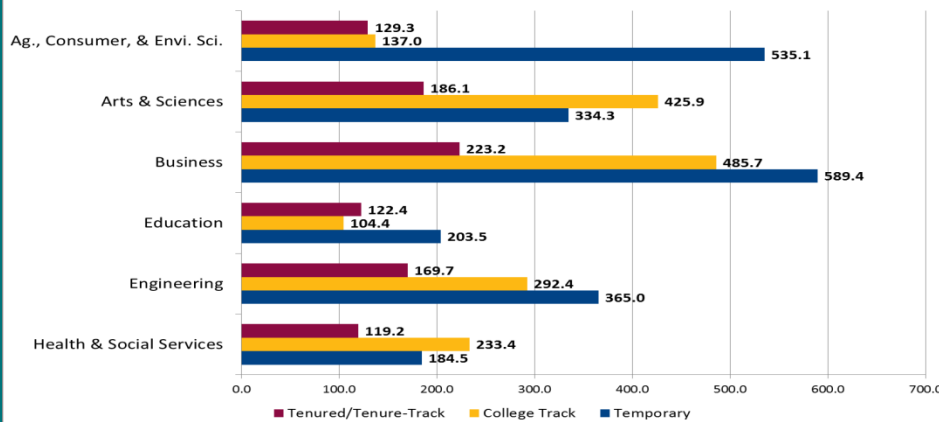
Note: Excludes Cooperative Extension faculty; data unavailable for 2005

Regular Tenured and Tenure-Track Faculty by Rank and Ethnic Group
Fall 2008 to Fall 2013
NMSU-Las Cruces

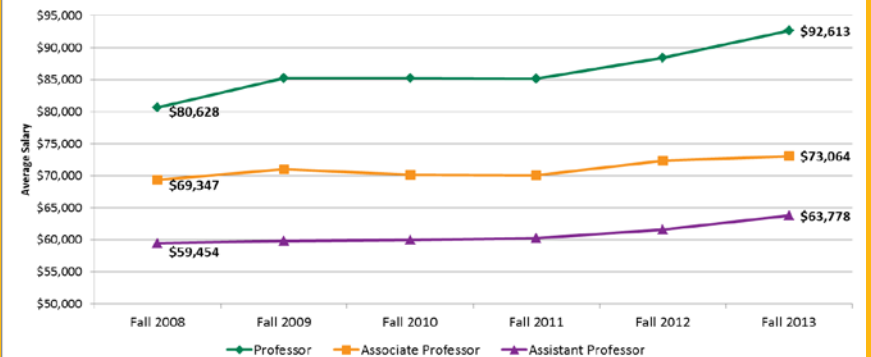


Note: Includes Cooperative Extension and Library faculty; Minority includes American Indian, Asian, Black, and Hispanic; Non-Minority includes International, White, and Unknown

Teaching Load - SCH per FTE by Faculty Category and College, Fall 2013
Academic Colleges - NMSU-Las Cruces



Average 9-Month Salary of Regular, Full-Time, Tenured and Tenure-Track Instructional Faculty
Fall 2008 to Fall 2013
NMSU-Las Cruces



Note: Based on Oklahoma State University (OSU) Faculty Salary by Discipline Survey methodology

NMSU Data Snippets

Tuesday, December 10, 2013

Faculty

