

Institution Information

Official Name of Institution	New Mexico State University		
Location Address (Line 1)	PO Box 30001		
Location Address (Line 2)			
City	Las Cruces		
State/Province	NM		
Zip Code	880038001		
Country	USA		(3 Character Code List)
Official Phone	575	6460111	
Main World Wide Web (URL) Address	www.nmsu.edu		
Main Financial Aid Office URL	fa.nmsu.edu		
Main Scholarship URL	fa.nmsu.edu/scholarships		

Student Financial Aid Contact

The individual students should contact for financial aid information. **This information will be published.**

Social Title:	Dr.		
First Name:	Vandeen		
Middle Name:			
Last Name:	McKenzie		
Suffix:	EdD		
Title:	Director of Financial Aid		
Address Line 1:	PO Box 30001, MSC 5100		
Address Line 2:			
City:	Las Cruces		
State/Province:	NM		
Zip code:	880038001		
Country:	USA		(3 Character Code List)
Phone Number:	575	6464105	Extension
Fax Number:	575	6467381	Extension
E-mail:	financialaid@nmsu.edu		

Survey Respondent:

The individual who acts as primary contact for this survey, in case we need clarification/further information, and who would receive future survey notifications (information *not* for publication).

Social Title:			
First Name:			
Middle Name:			
Last Name:			
Suffix:			
Title:			
Phone Number:			
Fax Number:			
E-mail:			

AY: Academic Year

Please indicate the academic year for which you are reporting data in items FA1 through FA7:

2020-21 Estimated

NM: Needs-Analysis Methodology

Which needs-analysis methodology does your institution use in awarding institutional aid?

[CDS H1]




Both FM and IM

Federal Methodology (FM)

Institutional Methodology (IM)

FA1. Aid Awarded to Enrolled Undergraduates [CDS H1]

Enter total dollar amounts *awarded* to enrolled full-time and less than full-time degree-seeking undergraduates (*using the same cohort reported in CDS Question B1, "total degree-seeking" undergraduates*) in the following categories.

-  Please report figures and cohort for the academic year entered in item AY above.
-  Include aid awarded to international students (i.e., those not qualifying for federal aid).
-  Aid that is non-need-based but that was used to meet need should be counted as need-based aid.

SCHOLARSHIPS/GRANTS

	Current Update: Need-Based	Current Update: Non-Need-Based
Federal	\$ 27,019,432.00	\$ 643.00
State (i.e., all states, not only the state in which your institution is located)	\$ 11,269,921.00	\$ 5,648,497.00
Institutional: Endowed scholarships, annual gifts and tuition funded grants, awarded by the college, EXCLUDING athletic aid and tuition waivers (which are reported below)	\$ 23,250,943.00	\$ 36,137,772.00
Scholarships/grants from external sources (e.g., Kiwanis, National Merit) not awarded by the college	\$ 1,731,146.00	\$ 143,048.00
Total	\$ 63,271,442.00	\$ 41,929,960.00

SELF HELP




	Current Update: Need-Based	Current Update: Non-Need-Based
Student loans from all sources (EXCLUDING Parent Loans which are reported below)	\$ 16,932,076.00	\$ 5,955,001.00
Federal Work-Study	\$ 1,022,820.00	\$ 0.00
State and other (e.g., institutional) work- study/employment (NOTE: EXCLUDE Federal Work-Study captured above)	\$ 586,986.00	\$ 20,485.00
Total	\$ 18,541,882.00	\$ 5,975,486.00

OTHER

	Current Update: Need-Based	Current Update: Non-Need-Based
Parent Loans	\$ 609,676.00	\$ 891,348.00
Tuition Waivers (NOTE: Reporting is optional. Report tuition waivers in this row if you choose to report them. Do NOT report tuition waivers elsewhere.)	\$ 33,443,092.00	\$ 2,277,712.00
Athletic Awards	\$ 595,136.00	\$ 3,511,651.00

FA2 (a-m). Number of Enrolled Students Awarded Financial Aid [CDS H2]

List the number of enrolled degree-seeking full-time undergraduates who applied for and were awarded financial aid from any source.



-  Aid that is non-need-based but that was used to meet need should be counted as need-based-aid.
-  Numbers should reflect the cohort awarded the dollars reported in FA1 [CDS H1].
-  Students may be counted in more than one row and full-time freshmen should be included in full-time undergraduate counts.

	Current Update: First-Time Full- Time Freshmen	Current Update: Full- Time Undergraduates (including Freshmen)
FA2a. Number of degree-seeking undergraduate students (CDS Item B1 if reporting Fall 2020 cohort)	2,146	9,453
FA2b. Number of students in line a who applied for need-based financial aid	1,950	7,651
FA2c. Number of students in line b who were determined to have financial need	1,541	6,469
FA2d. Number of students in line c who were awarded any financial aid	1,537	6,374
FA2e. Number of students in line d who were awarded any need-based scholarship or grant aid	1,525	6,153
FA2f. Number of students in line d who were awarded any need-based self-help aid	498	2,728
FA2g. Number of students in line d who were awarded any non-need-based scholarship or grant aid	428	1,877
FA2h. Number of students in line d whose need was fully met (exclude PLUS loans, unsubsidized loans, and private alternative loans)	268	1,176

	Current Update: First-Time Full- Time Freshmen	Current Update: Full- Time Undergraduates (including Freshmen)
FA2i. On average, the percentage of need that was met of students who were awarded any need-based aid. Exclude any aid that was awarded in excess of need as well as any resources that were awarded to replace EFC (PLUS loans, unsubsidized loans, and private alternative loans)	0.75	0.77
FA2j. The average financial aid package of those in line d. Exclude any resources that were awarded to replace EFC (PLUS loans, unsubsidized loans, and private alternative loans)	\$ 15,914.17	\$ 16,468.28
FA2k. Average need-based scholarship or grant award of those in line e	\$ 13,792.68	\$ 13,903.56
FA2l. Average need-based self-help award (excluding PLUS loans, unsubsidized loans, and private alternative loans) of those in line f	\$ 2,636.97	\$ 3,634.79
FA2m. Average need-based loan (excluding PLUS loans, unsubsidized loans, and private alternative loans) of those in line f who were awarded a need-based loan	\$ 2,342.31	\$ 3,140.32

FA2 (n-o). Number of Enrolled Students Awarded Non-need-based Scholarships and Grants [CDS H2]

List the number of enrolled degree-seeking full-time undergraduates who had no financial need and who were awarded institutional non-need-based scholarship or grant aid.




-  Numbers should reflect the cohort awarded the dollars reported in FA1 [CDS H1].
-  Full-time freshmen should be included in full-time undergraduate counts.

	Current Update: First-Time Full- Time Freshmen	Current Update: Full- Time Undergraduates (including Freshmen)
FA2n. Number of students in line a who had no financial need and who were awarded institutional non-need-based scholarship or grant aid (exclude those who were awarded athletic awards and/or tuition benefits)	579	2,146
FA2o. Average dollar amount of institutional non-need-based scholarship and grant aid awarded to students in line n	\$ 6,994.54	\$ 7,870.44





FA3. Indebtedness

These are the graduates and loan types to include and exclude in order to fill out FA3a-b [CDS H4 and H5]

Include:

-  2020 undergraduate class: all students who started at your institution as first-time students and received a bachelor's degree between July 1, 2019 and June 20, 2020
-  Only loans made to students who borrowed while enrolled at your institution
-  Co-signed loans

Exclude:

-  Students who transferred in
-  Money borrowed at other institutions
-  Parent loans
-  Students who did not graduate or who graduated with another degree or certificate, but no bachelor's degree

FA3a. [CDS H4] Provide the number of students in the 2020 undergraduate class who started at your institution as first-time students and received a bachelor's degree between July 1, 2019 and June 20, 2020. EXCLUDE students who transferred into your institution.

1,238

FA3b. [CDS H5] Number and percent of students in class (defined in FA3 [CDS H4] above) borrowing from federal, nonfederal, and any loan sources, and the average (mean) amount borrowed.

NOTE: The "Average per-undergraduate-borrower cumulative principal borrowed," is designed to provide better information about student borrowing from federal and nonfederal (institutional, state, commercial) sources. The numbers, percentages, and averages for each row should be based only on the loan source specified for the particular row. For example, the federal loans average (row b) should only be the cumulative average of federal loans and the private loans average (row e) should only be the cumulative average of private loans.

	Number in the class (defined in FA3a [CDS H4] above) who borrowed from the types of loans specified in the first column	Percentage of the class (defined above) who borrowed from the types of loans specified in the first column (nearest 1%)	Average per- undergraduate- borrower cumulative principal borrowed from the types of loans specified in the first column (nearest \$1)
I. Any loan program: Federal Perkins, Federal Stafford Subsidized and Unsubsidized, institutional, state, private loans that your institution is aware of, etc. INCLUDE both Federal Direct Student Loans and Federal Family Education Loans.	600	48.50	\$ 20,501.00
II. Federal loan programs: Federal Perkins, Federal Stafford Subsidized and Unsubsidized. INCLUDE both Federal Direct Student Loans and Federal Family Education Loans.	587	47.40	\$ 19,138.00
III. Institutional loan programs	<input type="text"/>	<input type="text"/>	<input type="text"/>
IV. State loan programs	1	0.10	\$ 12,000.00
V. Private student loans made by a bank or lender	85	6.90	\$ 12,410.00

FA3c-g, below, pertain to all full-time undergraduates.

FA3c. For the academic year selected in AY, provide the percentage of full-time undergraduates who were determined to have financial need, received any financial aid, and whose parents borrowed PLUS loans. (Include only students whose families borrowed PLUS loans while the students were enrolled at your institution.)

1.18

FA3d. For the academic year selected in AY, provide the percentage of full-time undergraduates who were determined NOT to have financial need and whose parents borrowed PLUS loans. (Include only students whose families borrowed PLUS loans while the students were enrolled at your institution.)

0.17

FA3e(I). For the academic year selected in AY, provide the percentage of full-time undergraduates receiving Federal Perkins Loans...

0.00

FA3e(II). and the *average loan dollar amount*

FA3f(I). For the academic year selected in AY, provide the percentage of full-time undergraduates receiving Federal Supplemental Educational Opportunity Grants (FSEOG)...

12.30

FA3f(II). and the *average grant dollar amount*

\$ 939.00

FA3g. Enter average award dollar amounts awarded to enrolled degree-seeking full-time undergraduates in the following categories

	Second Year (Sophomores)	Third Year (Juniors)	Fourth Year (Seniors)
Average need-based scholarship or grant award to students who were determined to have need	\$ 10,842.00	\$ 10,496.00	\$ 9,475.00
Average dollar award to students who had no financial need and who were awarded institutional non-need-based scholarship or grant aid (exclude those who were awarded athletic awards or tuition benefits)	\$ 5,720.00	\$ 5,073.00	\$ 5,641.00

FA4. Aid to Undergraduate Degree-Seeking Nonresident Aliens

FA4a. Indicate your institution's policy regarding institutional scholarship and grant aid for undergraduate degree-seeking nonresident aliens [CDS H6]

- Institutional *need-based* scholarship and grant aid is available
- Institutional *non-need-based* scholarship and grant aid is available
- Institutional scholarship and grant aid is *not* available

FA4b. If institutional financial aid is available for undergraduate degree-seeking nonresident aliens, provide the number of undergraduate degree-seeking nonresident aliens who received need-based or non-need-based aid.

Undergraduate degree-seeking nonresident aliens who received need-based or non-need-based aid

200

FA4c. Average dollar amount awarded to undergraduate degree-seeking nonresident aliens.

Undergraduate degree-seeking nonresident aliens / average dollar amount awarded

\$ 26,928.00

FA4d(I). Which types of **need-based** institutional financial aid are available to undergraduate degree-seeking nonresident aliens? (check all that apply)

- | | |
|--|---|
| <input type="checkbox"/> College/university scholarships/grants from institutional funds | <input type="checkbox"/> Loans from outside sources |
| <input type="checkbox"/> Tuition waivers | <input type="checkbox"/> On-campus employment |
| <input type="checkbox"/> Athletic awards | <input type="checkbox"/> Other |
| <input type="checkbox"/> Loans from institutional funds | |

specify here

FA4d(II). Which types of **non-need-based** institutional financial aid are available to undergraduate degree-seeking nonresident aliens? (check all that apply)

- | | |
|--|---|
| <input type="checkbox"/> College/university scholarships/grants from institutional funds | <input type="checkbox"/> Loans from outside sources |
| <input type="checkbox"/> Tuition waivers | <input type="checkbox"/> On-campus employment |
| <input type="checkbox"/> Athletic awards | <input type="checkbox"/> Other |
| <input type="checkbox"/> Loans from institutional funds | |

specify here

FA4e. Check off all financial aid forms nonresident alien first-year financial aid applicants must submit [**CDS H7**]

- | | |
|--|--|
| <input type="checkbox"/> Institution's own financial aid form | <input type="checkbox"/> International Student's Certification of Finances |
| <input type="checkbox"/> International Student's Financial Aid Application | <input type="checkbox"/> Other |
| <input type="checkbox"/> CSS/Financial Aid PROFILE | |

specify here

FA5. Process for First-Year/Freshman Students

FA5a. Check off all financial aid forms domestic first-year (freshman) financial aid applicants must submit [CDS H8]

- | | |
|---|--|
| <input checked="" type="checkbox"/> FAFSA | <input type="checkbox"/> Noncustodial PROFILE |
| <input type="checkbox"/> Institution's own financial aid form | <input type="checkbox"/> Business/Farm Supplement |
| <input type="checkbox"/> CSS/Financial Aid PROFILE | <input type="checkbox"/> Other |
| <input type="checkbox"/> State aid form | <div style="border: 1px solid black; padding: 5px; min-height: 50px;">specify here</div> |

FA5b(I). Do you have a deadline for filing required financial aid forms for first-year (freshman) students? If No is selected, the applications are processed on a rolling basis. [CDS H9]

- | | |
|-----------------------|----------------------------------|
| Yes | No |
| <input type="radio"/> | <input checked="" type="radio"/> |

If the answer is "No", proceed to **FA5c**. Otherwise, continue to the next item [FA5b(II)].

For question FA5b(II)-d below, please specify both a month and a day where applicable. If the specific day is not known, please indicate either the 1st or the 15th of the month.

FA5b(II). Indicate filing dates (month and day) for first-year (freshman) students. [CDS H9]

	Required	Month	Day
Priority date for filing required financial aid forms	<input type="checkbox"/>	<input type="text" value="3"/>	<input type="text" value="1"/>
Deadline for filing required financial aid forms	<input type="checkbox"/>	<input type="text"/>	<input type="text"/>

FA5c. Indicate notification dates (month and day) for first-year (freshman) students.
[CDS H10] (Select one response only)

	Month	Day
Students notified on or about (specify date)	<input type="text"/>	<input type="text"/>
Students notified on a rolling basis -- if yes, specify starting date	<input type="text" value="1"/>	<input type="text" value="1"/>

FA5d(I). Indicate reply dates (month and day). **[CDS H11]**

	Month	Day
Students must reply by (specify date):	<input type="text"/>	<input type="text"/>

FA5d(II). Students must reply within _____ weeks of notification.

FA6. Types of Aid Available

Check off all types of aid available to undergraduates at your institution. [CDS H12]

LOANS

FA6a. FEDERAL DIRECT STUDENT LOAN PROGRAM (DIRECT LOAN)

- Direct Subsidized Stafford Loans
- Direct PLUS Loans
- Direct Unsubsidized Stafford Loans

FA6b. OTHER LOANS

- Federal Perkins Loans
- Federal Nursing Loans
- State loans
- College/university loans from institutional funds
- Other

specify here

FA6c. SCHOLARSHIPS AND GRANTS [CDS H13]

Need-based:

- Federal Pell
- FSEOG
- State scholarships/grants
- Private scholarships
- College/university scholarship or grant aid from institutional funds
- United Negro College Fund
- Federal Nursing Scholarship
- Other

specify here

FA6d(I). Jobs and Work-Study (check if available)

Federal Work-Study (FWS)



State and other work-study/employment



FA6d(II). Federal Work-Study (FWS) Numbers and Dollars

Number Awarded

245

Average Dollars Awarded

\$ 4,175.00

FA6d(III). State and other work-study/employment Numbers and Dollars

Number Awarded

154

Average Dollars Awarded

\$ 3,987.00

FA7. Non-Need Awards

If your institution offers non-need awards to degree-seeking full-time undergraduates, please indicate which types of awards are available. At the end of each category, please provide the total number of awards and the total amount awarded in that category for the academic year specified in **question AY**.

FA7a. Academic Interest/Achievement - Indicate the fields of study in which these awards are available

- | | | |
|---|--|---|
| <input checked="" type="checkbox"/> General Academic | <input checked="" type="checkbox"/> Education | <input type="checkbox"/> Library Science |
| <input checked="" type="checkbox"/> Agriculture | <input checked="" type="checkbox"/> Engineering/Technologies | <input checked="" type="checkbox"/> Mathematics |
| <input type="checkbox"/> Architecture | <input checked="" type="checkbox"/> English | <input checked="" type="checkbox"/> Military Science |
| <input checked="" type="checkbox"/> Area/Ethnic Studies | <input checked="" type="checkbox"/> Foreign Languages | <input checked="" type="checkbox"/> Physical Sciences |
| <input checked="" type="checkbox"/> Biological Sciences | <input checked="" type="checkbox"/> Home Economics | <input type="checkbox"/> Pre-Medicine |
| <input checked="" type="checkbox"/> Business | <input checked="" type="checkbox"/> Health Fields | <input type="checkbox"/> Religion/Biblical Studies |
| <input checked="" type="checkbox"/> Communication | <input checked="" type="checkbox"/> Humanities | <input checked="" type="checkbox"/> Social Sciences |
| <input checked="" type="checkbox"/> Computer Science | <input type="checkbox"/> International Studies | |

FA7a. TOTALS

Total Number Awarded

408

Total Dollars Awarded

\$ 464,164.00

FA7b. Creative Arts/Performance - Indicate the fields of study in which these awards are available

- | | |
|--|---|
| <input checked="" type="checkbox"/> General Creative | <input type="checkbox"/> Debating |
| <input checked="" type="checkbox"/> Applied Art and Design | <input checked="" type="checkbox"/> Journalism/Publishing |
| <input checked="" type="checkbox"/> Art/Fine Arts | <input checked="" type="checkbox"/> Music |
| <input checked="" type="checkbox"/> Cinema/Film/Broadcasting | <input checked="" type="checkbox"/> Performing Arts |
| <input checked="" type="checkbox"/> Creative Writing | <input checked="" type="checkbox"/> Theater/Drama |
| <input checked="" type="checkbox"/> Dance | |

FA7b. TOTALS

Total Number Awarded	39
Total Dollars Awarded	\$ 37,887.00

FA7c. Special Achievements/Activities - Indicate the achievements/activities for which these awards are available

- | | |
|---|---|
| <input checked="" type="checkbox"/> General Special Achievements/Activities | <input checked="" type="checkbox"/> Leadership |
| <input checked="" type="checkbox"/> Cheerleading/Drum Major | <input checked="" type="checkbox"/> Memberships |
| <input type="checkbox"/> Community Service | <input type="checkbox"/> Religious Involvement |
| <input checked="" type="checkbox"/> Hobbies/Interest | <input checked="" type="checkbox"/> Rodeo |
| <input checked="" type="checkbox"/> Junior Miss | |

FA7c. TOTALS

Total Number Awarded	19
Total Dollars Awarded	\$ 17,689.00

FA7d. Special Characteristics - Indicate the characteristics for which these awards are available

- | | |
|---|---|
| <input type="checkbox"/> General Special Characteristics | <input checked="" type="checkbox"/> Married Students |
| <input checked="" type="checkbox"/> Adult Students | <input checked="" type="checkbox"/> Members of Minorities |
| <input checked="" type="checkbox"/> Children and Siblings of Alumni | <input checked="" type="checkbox"/> Out-of-State Students |
| <input checked="" type="checkbox"/> Children of Current Students | <input type="checkbox"/> Parents of Current Students |
| <input type="checkbox"/> Children of Educators | <input checked="" type="checkbox"/> Previous College Experience |
| <input checked="" type="checkbox"/> Children of Faculty/Staff | <input checked="" type="checkbox"/> Public Servants |
| <input checked="" type="checkbox"/> Children of Public Servants | <input type="checkbox"/> Relatives of Clergy |
| <input checked="" type="checkbox"/> Children of Union Members/Company Employees | <input type="checkbox"/> Religious Affiliation |
| <input checked="" type="checkbox"/> Children of Workers in Trades | <input type="checkbox"/> Siblings of Current Students |
| <input checked="" type="checkbox"/> Children with a Deceased or Disabled Parent | <input checked="" type="checkbox"/> Spouses of Current Students |
| <input checked="" type="checkbox"/> Ethnic Background | <input checked="" type="checkbox"/> Spouses of Deceased or Disabled Public Servants |
| <input type="checkbox"/> First-Generation College Students | <input type="checkbox"/> Twins |
| <input checked="" type="checkbox"/> Handicapped Students | <input checked="" type="checkbox"/> Veterans |
| <input checked="" type="checkbox"/> International Students | <input type="checkbox"/> Veterans' Children |
| <input checked="" type="checkbox"/> Local/State Students | |

FA7d. TOTALS

Total Number Awarded	102
Total Dollars Awarded	\$ 92,048.00

End of Survey

Thank you very much for completing the survey! Once filled out, kindly send this form to research@petersons.com.