



**NEW MEXICO  
STATE  
UNIVERSITY**

**FALL 2004  
FACT BOOK**

**Main Campus**

# New Mexico State University

## TABLE OF CONTENTS

Introduction .....	1
Main & Branch Community Colleges Campuses.....	2
Board of Regents.....	3
Administration .....	3
Strategic Directions Summary .....	4
Commission on Higher Education for the State of New Mexico .....	5
New Mexico State University’s Peer Institutions.....	5
Student Enrollment Trends (Main Campus – Fall Semesters 1890-2003) .....	6
Full-time and Part-time Enrollment.....	7
Headcount Enrollment by Race/Ethnicity .....	8
Student Race/Ethnicity by Level .....	9
Headcount Enrollment Trends by Level of Student .....	9
Enrollment by Age and Sex .....	10
International Student Enrollment by Level.....	11
International Student Headcount Enrollment Trends .....	11
Headcount Enrollment Trends by College.....	12
Undergraduate & Graduate Students by College.....	12
Distribution of Students by College.....	13
Distribution of Student Credit Hours Produced by College .....	13
Undergraduate & Graduate Headcount Enrollment by Major.....	14
Undergraduate & Graduate Enrollment by State at Time of Admission.....	15
Undergraduate & Graduate Enrollment by New Mexico County at Time of Admission .....	16
Undergraduate Admission Trends .....	17
Average ACT Composite Scores for First-Time Freshmen .....	17
Student Financial Assistance .....	18
Distribution of Students Among On-campus and Off-campus Housing .....	18
Colleges & Library .....	19
College of Agriculture and Home Economics.....	20
College of Arts & Sciences.....	23
College of Business Administration & Economics .....	26
College of Education.....	29
College of Engineering.....	32
College of Health & Social Services .....	35
Graduate School.....	38
Nondegree Enrollment.....	40
Library.....	41
College Deans & Department Heads .....	42
Accrediting Agencies by College .....	43
Degrees .....	44
Majors & Degrees Offered.....	44
Trends in Degrees Awarded.....	47
Trends in Degrees Awarded by Race/Ethnicity.....	47
Number of Baccalaureate Degrees Awarded by Major .....	48
Number of Advanced Degrees Awarded by Major .....	49
Number of Degrees Awarded by Sex .....	50

## New Mexico State University

Employees.....	51
Employee Headcount & FTE by Classification.....	51
Regular Faculty Distribution by Academic Rank and College/Library.....	52
Regular Faculty Distribution by Academic Rank.....	52
Regular Faculty Distribution by Level of Degree and Tenure Status.....	53
Regular Faculty Distribution by Race/Ethnicity and Sex.....	54
Historical Comparison of Faculty Salaries with NMSU’s Peer Group .....	55
Trends in Student/Faculty Ratios.....	56
Budget & Finance .....	57
Total Budgeted Current Funds Revenue (Main & Branch Campuses).....	57
Total Budgeted Current Funds Revenue (Main Campus).....	58
Total Budgeted Current Funds Expenditures.....	58
Total Sponsored Program Expenditures .....	59
Academic Year Student Tuition and Required Fees Trends.....	59
Tuition & Fees for 2003-2004 Compared with Peer Institutions .....	60
Research.....	61
Special Classifications .....	62
Research Expenditures as a Percent of Total E & G Expenditures .....	63
Academic Centers and Research Institutes .....	64
Impact on State of New Mexico .....	65
International & U.S.-Mexico Programs .....	66
University Advancement .....	66
Branch Community Colleges.....	67
Branch Community College Enrollment Trends .....	67
Institutional Research, Planning & Outcomes Assessment Staff .....	68

# **New Mexico State University**

## **INTRODUCTION**

While New Mexico was still a territory, 23 years before it was to become the 47<sup>th</sup> state of the United States, the settlers of the Mesilla Valley recognized the need for an advanced educational system. This recognition, and the energetic efforts of leading citizens, resulted in the founding of the Las Cruces College in 1888. The territorial legislature of 1889 established the land-grant agricultural college and experiment station which officially opened on January 21, 1890. During its first full academic year, the college became known as the New Mexico College of Agriculture and Mechanic Arts, the first degree-granting institution in the territory. In 1960, the growth and maturity of the college were formally recognized when the New Mexico Constitution was amended to change the name of the institution to New Mexico State University. Since 1963, the institution has held continuous accreditation status, at the doctoral level, by the North Central Association of Colleges and Schools. New Mexico State University, under the provisions of the Morrill Act of 1862 and subsequent federal legislation, continues to provide a liberal and practical education for students and to sustain programs of research, extension education, and public service. New Mexico State University is classified as a Carnegie Doctoral/Research Universities-Extensive and is a member of the Hispanic Association of Colleges and Universities (HACU).

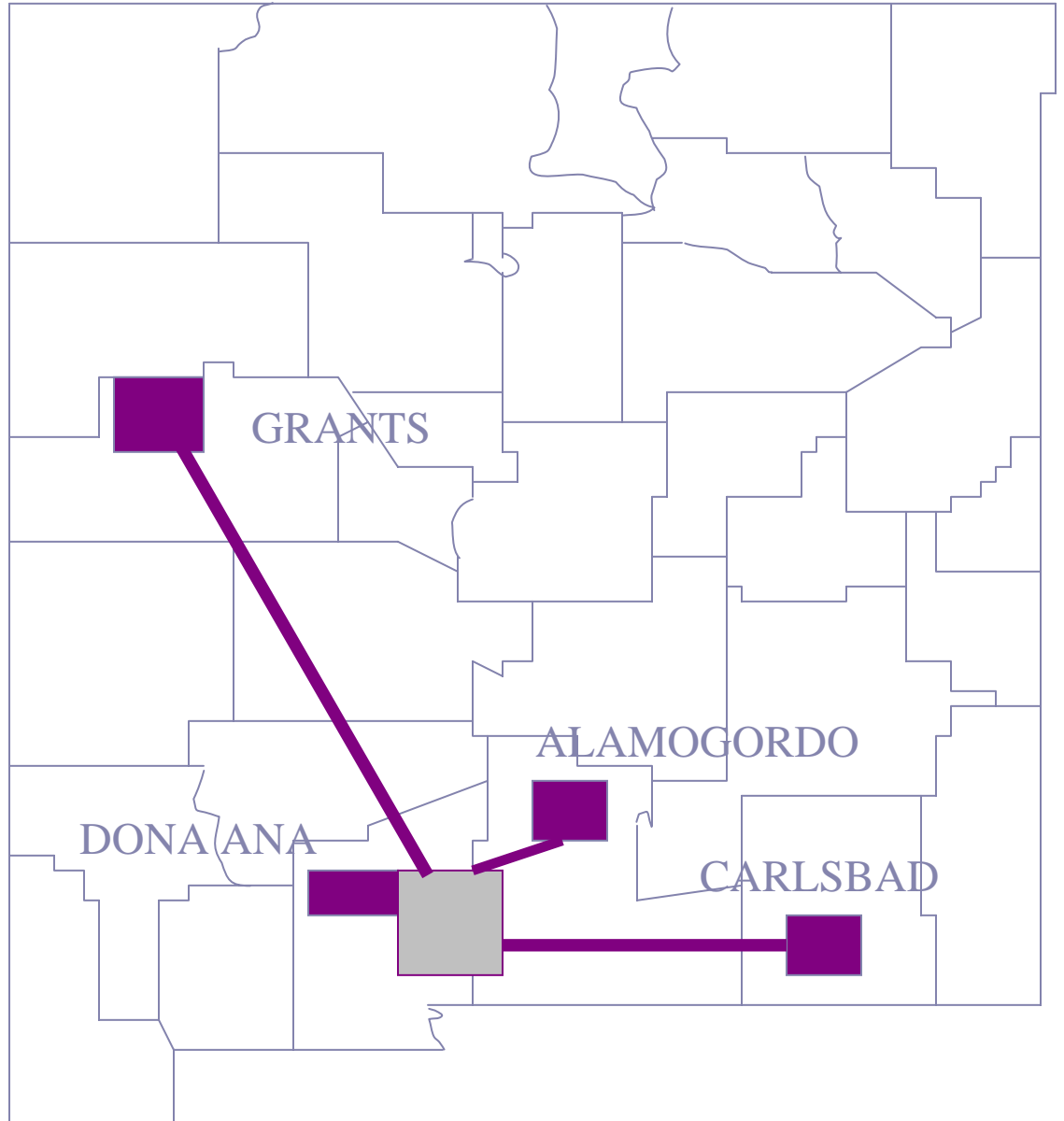
New Mexico State University is the land grant university of the state of New Mexico. As a thriving center of higher education, deeply rooted in the southwestern tradition, its role as a comprehensive university is recognized throughout the state. New Mexico State University offers a wide variety of programs through the Graduate School and the colleges: Agriculture and Home Economics, Arts and Sciences, Business Administration and Economics, Education, Engineering, and Health and Social Services. The 22 doctoral programs are limited primarily to agriculture, education, engineering, and the sciences; the specialist in education degree is offered in 3 study areas; there are 51 master's degree programs and 76 baccalaureate degree programs. At its four branch community colleges, Alamogordo, Carlsbad, Doña Ana and Grants, New Mexico State University offers academic, vocational/technical, and continuing education programs. In accord with its land-grant mission, New Mexico State University provides informal, off-campus educational programs through the Cooperative Extension Service. Through a statewide network of 9 research facilities, the Agricultural Experiment Station conducts basic and applied research supporting agriculture, natural resources management, environmental quality, and improved quality of life.

Overall responsibility for the university resides in an autonomous Board of Regents appointed by the Governor of the State and confirmed by the State Senate. The Board delegates authority for the internal management of the institution to the president. The faculty elects a Faculty Senate which has legislative jurisdiction over policies affecting the academic mission of the university.

# New Mexico State University

## Main & Branch Community Colleges Campuses

New Mexico State University consists of a main campus and four branch community college campuses. The main campus and Doña Ana Branch Community College are located in the city of Las Cruces; the Alamogordo Branch Community College is located in the city of Alamogordo, which lies in the foothills at the base of the Sacramento Mountains; the Carlsbad Branch Community College is located in the southeastern corner of the state in the city of Carlsbad; and the Grants Branch Community College is located in the city of Grants in the northwestern corner of the state. In addition, the main campus provides courses and academic programs via distance education technologies.



# New Mexico State University

## Board of Regents

Steve Anaya, Appointed Regent from Albuquerque for term expiring January 1, 2009

Laura M. Coniff, Appointed Regent from Las Cruces for term expiring January 2007

Bob Gallagher, Appointed Regent from Santa Fe for term expiring January 1, 2009

James C. Manatt, Jr., Appointed Regent from Roswell for term expiring January 1, 2005

Felicia Ybarra, Appointed Regent from Las Cruces for term expiring January 1, 2005 (Student Regent)

### *Ex Officio Members*

Bill Richardson, Governor of New Mexico, Ex Officio Regent from Santa Fe

Veronica C. Garcia, New Mexico Secretary of Education, Ex Officio Regent from Santa Fe

Jack Thomas, Chair, Faculty Senate

Austin Fulmer, President, Associated Students of NMSU

---

## Administration

President ..... Michael Martin

Provost ..... William Flores

Business and Finance, Vice President ..... James L. McDonough

Distance Education and Extended Learning, Vice Provost ..... Carmen Gonzales

Human and Physical Resources, Vice President ..... Benjamin Woods

Information and Technological Services/Chief Information Officer, Vice Provost ..... Michael Hites

International Programs, Vice Provost ..... Everett Egginton

Research, Vice Provost (Interim) ..... Donald Birx

Student Services and Dean of Students, Vice President ..... Gladys De Necochea

University Advancement, Vice President ..... Rebecca Dukes

**New Mexico State University**  
**Strategic Directions Summary\***

***Mission Statement***

**New Mexico State University is the state's land-grant university, serving the educational needs of New Mexico's diverse population through comprehensive programs of education, research, extension education, and public service.**

***Mission-Oriented Goals***

- Enhance NMSU's undergraduate experience and maintain NMSU as the university of choice for New Mexico residents.
- Continue NMSU's high-quality graduate and research programs.
- Expand the capacity and delivery of extension education, other outreach programs, and service in keeping with NMSU's land-grant mission.

***Mission-Supporting Goals***

- Attract, develop, reward, and retain a high-quality faculty and staff.
- Provide opportunities for faculty and staff to enhance their knowledge and skills in working with an increasingly diverse university community.
- Increase the diversity of NMSU's faculty and staff with the goal of having NMSU's employee profile represent the appropriate market pool in terms of race/ethnicity, gender, and people with disabilities.
- Encourage the enrollment at NMSU of a diverse student body in terms of race/ethnicity, gender and students with disabilities, at both the undergraduate and graduate levels.
- Maintain and expand the critical information resources and student services of the university. Maintain up-to-date scholarly information and library services, consistent with Carnegie Doctoral/Research Universities-Extensive, to enhance education, research, and service.
- Plan, develop, manage, and maintain the physical infrastructure of the university.
- Utilize financial resources effectively and efficiently.
- Strengthen understanding of NMSU so that the public makes full use of the university's expertise and resources.

\* Complete document is available at *NMSU's Strategic Directions*  
<<http://www.nmsu.edu/administration.html>>

Source: *Directions for Discovery* – New Mexico State University's Strategic Directions

## **New Mexico State University**

### **Commission on Higher Education for the State of New Mexico**

The Commission on Higher Education (CHE) is the state-level post-secondary coordinating agency in New Mexico. Created by statute in 1951, the CHE's stated purpose was to make recommendations for adequate and equitable funding of the state's higher education institutions. It currently has funding recommendation and financial oversight responsibilities for all public post-secondary institutions in the state, including the universities, two-year colleges and vocational institutions, as well as the New Mexico School for the Deaf and the New Mexico School for the Visually Handicapped.

In 1973, the commission was given statutory responsibility for a continuing program of statewide planning for post-secondary education. In the years since, the New Mexico Legislature has given the CHE a range of additional responsibilities, including administration of state financial aid programs, academic program review, graduate program approval, approval of new institutions, recommendations on capital outlay funding and approval of institutional operating budgets.

---

### **New Mexico State University's Peer Institutions\***

#### **In Region:**

- Colorado State University – Fort Collins
- Iowa State University – Ames
- Kansas State University – Manhattan
- Louisiana State University – Baton Rouge
- Oklahoma State University – Stillwater
- Oregon State University – Corvallis
- Texas A & M University – College Station
- University of Arizona – Tucson
- University of Arkansas – Fayetteville
- University of Missouri – Columbia
- University of Wyoming – Laramie
- Utah State University – Logan
- Washington State University – Pullman

#### **Out of Region:**

- Clemson University – Clemson, South Carolina
- University of Tennessee – Knoxville
- Virginia Polytechnic Institute & State University – Blacksburg

\* The peer institutions were selected by the Commission on Higher Education in 1990.



# New Mexico State University

## Student Enrollment Trends Main Campus – Fall Semesters 1890-2004

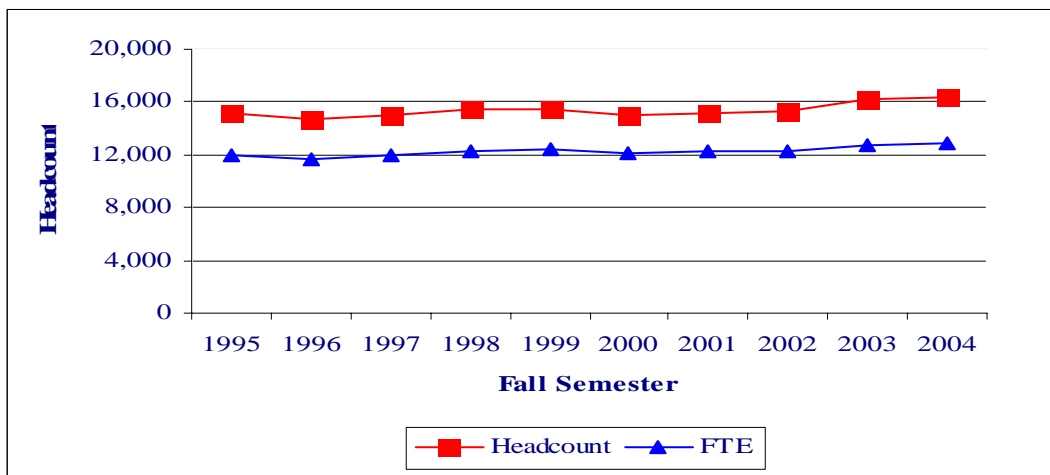
FALL	HC	FTE	FALL	HC	FTE	FALL	HC	FTE	FALL	HC	FTE	FALL	HC	FTE
1890	23	*	1913	88	*	1936	728	*	1959	2,862	*	1982	12,512	10,618
1891	29	*	1914	110	*	1937	882	*	1960	3,315	*	1983	12,926	10,924
1892	46	*	1915	96	*	1938	1,061	*	1961	3,696	3,236	1984	12,786	10,747
1893	39	*	1916	103	*	1939	1,171	*	1962	3,987	3,486	1985	12,818	10,710
1894	33	*	1917	68	*	1940	935	*	1963	4,253	3,710	1986	13,718	11,309
1895	33	*	1918	159	*	1941	902	*	1964	4,853	4,312	1987	14,003	11,561
1896	56	*	1919	142	*	1942	648	*	1965	5,768	5,080	1988	14,284	11,620
1897	53	*	1920	129	*	1943	201	*	1966	6,115	5,435	1989	14,300	11,564
1898	63	*	1921	142	*	1944	279	*	1967	6,807	5,954	1990	14,812	11,775
1899	42	*	1922	185	*	1945	593	*	1968	7,356	6,421	1991	15,344	12,225
1900	32	*	1923	185	*	1946	1,656	*	1969	7,608	6,879	1992	15,500	12,281
1901	51	*	1924	254	*	1947	1,697	*	1970	8,115	7,449	1993	15,788	12,577
1902	51	*	1925	286	*	1948	1,660	*	1971	9,075	8,293	1994	15,643	12,413
1903	57	*	1926	258	*	1949	1,638	*	1972	9,221	8,333	1995	15,127	11,945
1904	74	*	1927	300	*	1950	1,454	*	1973	9,199	8,276	1996	14,748	11,695
1905	69	*	1928	302	*	1951	1,303	*	1974	9,675	8,693	1997	15,067	11,975
1906	89	*	1929	422	*	1952	1,556	*	1975	10,649	9,504	1998	15,409	12,275
1907	103	*	1930	527	*	1953	1,671	*	1976	11,184	9,731	1999	15,449	12,435
1908	58	*	1931	518	*	1954	1,928	*	1977	11,423	9,868	2000	14,958	12,153
1909	63	*	1932	455	*	1955	2,084	*	1978	11,605	10,048	2001	15,224	12,297
1910	59	*	1933	482	*	1956	2,111	*	1979	11,864	10,274	2002	15,243	12,299
1911	56	*	1934	517	*	1957	2,293	*	1980	12,347	10,608	2003**	16,174	12,737
1912	73	*	1935	580	*	1958	2,664	*	1981	12,411	10,672	2004**	16,428	12,910

\* Not available.

\*\* = Includes Distance Education

HC = Headcount

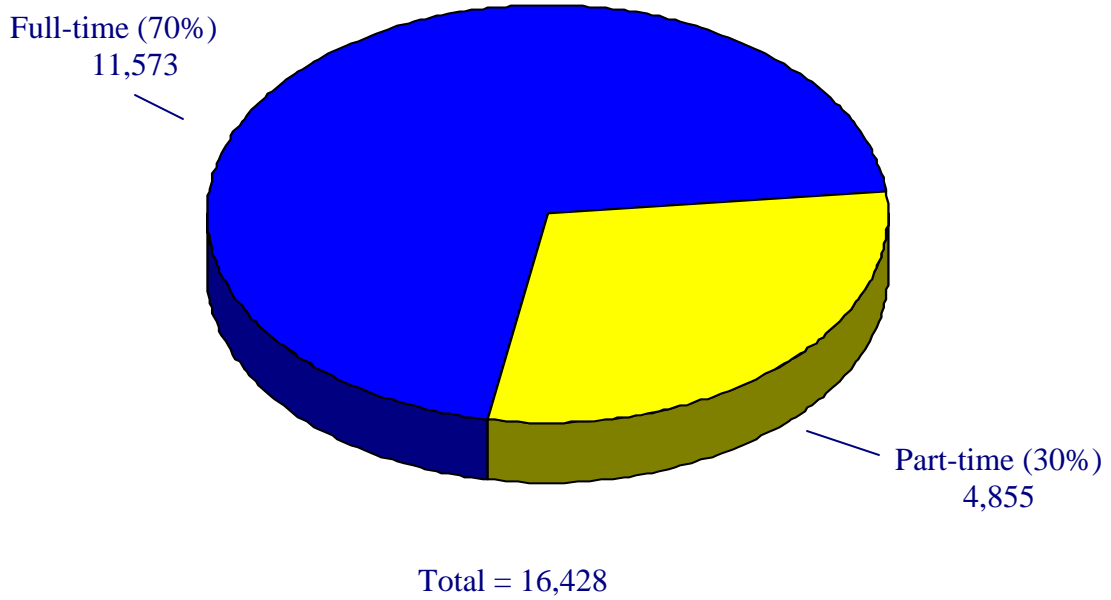
FTE = Full-time Equivalent (SCH of undergraduates ÷ 15 + SCH of graduates ÷ 12)



Source: IRP Historical Information, SIFALL Report, Fall 2004.

**New Mexico State University**

**Full-time and Part-time Enrollment  
Main Campus (includes Distance Education) – Fall 2004**



Note: Full-time enrollment is based on  $\geq 9$  credit hours for graduate students and  $\geq 12$  credit hours for undergraduate students.

Source: SIFALL Report, Fall 2004.

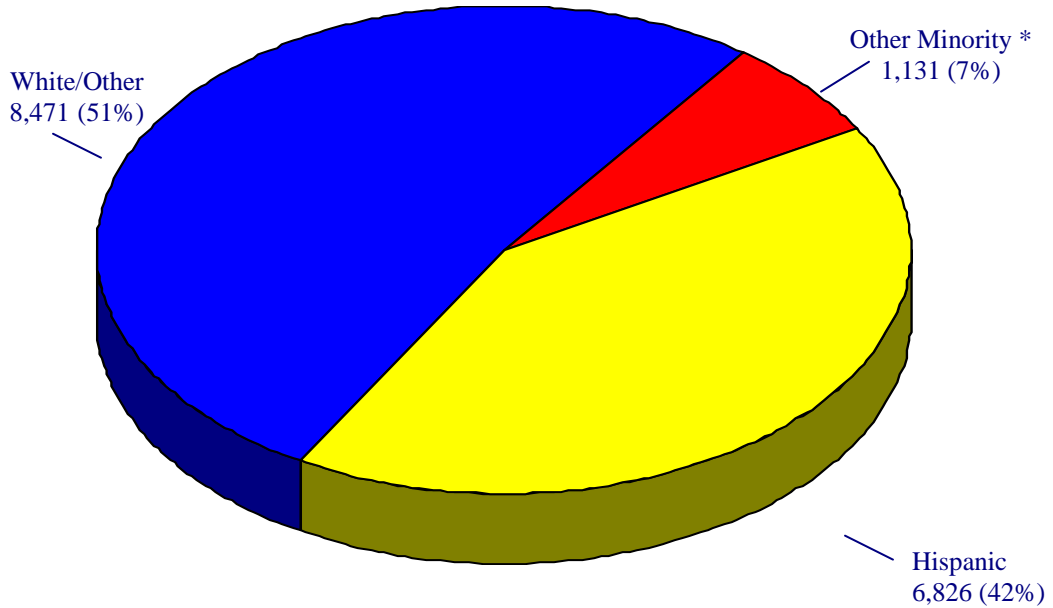
New Mexico State University

Headcount Enrollment by Race/Ethnicity  
Main Campus – Fall Semesters 1994-2004

	1994	1995	1996	1997	1998	1999	2000	2001	2002	2003*	2004*	Percent Change from 1994-2004
<b>Am Indian/Alaskan Native</b>	499	415	401	382	398	405	407	411	404	474	469	-6%
<b>Asian/Pacific Islander</b>	145	151	157	194	238	257	230	230	236	217	214	48%
<b>Black, Non-Hispanic</b>	327	286	305	330	359	384	383	419	446	442	448	37%
<b>Hispanic</b>	4,901	4,926	5,087	5,439	5,735	5,987	5,893	6,139	6,290	6,743	6,826	39%
<b>Total Minority</b>	5,872	5,778	5,950	6,345	6,730	7,033	6,913	7,199	7,376	7,876	7,957	36%
<b>Other</b>	9,771	9,349	8,798	8,722	8,679	8,416	8,045	8,025	7,867	8,298	8,471	-13%
<b>Total Minority &amp; Other</b>	15,643	15,127	14,748	15,067	15,409	15,449	14,958	15,224	15,243	16,174	16,428	5%

\* = includes Distance Education

Source: IRP Historical Information, SIFALL Report, Fall 2004.



\* 469 American Indian/Alaskan Native  
214 Asian/Pacific Islander  
448 Black, Non-Hispanic

Total = 16,428

Source: SIFALL Report, Fall 2004.

**New Mexico State University**

**Student Race/Ethnicity by Level  
Main Campus (includes Distance Education) – Fall 2004**

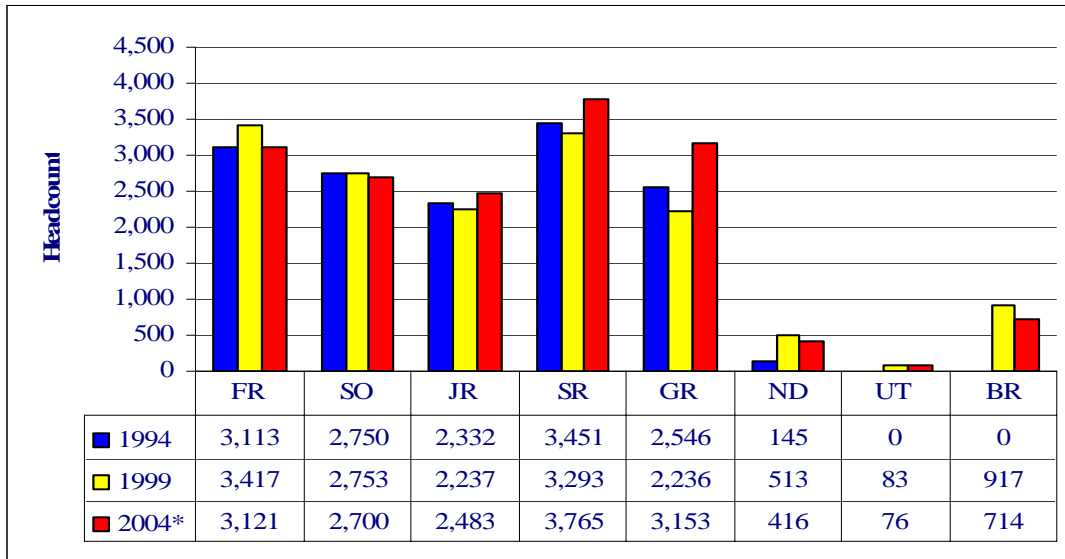
Level	American Indian/ Alaskan Native		Asian/ Pacific Islander		Black, Non-Hispanic		Hispanic		White/ Other		All Students	Total Minority	Minority Within Level
	#	%	#	%	#	%	#	%	#	%			
Freshman	106	3	39	1	102	3	1,459	47	1,415	46	3,121	1,706	55
Sophomore	71	3	36	1	76	3	1,203	45	1,314	48	2,700	1,386	51
Junior	61	2	29	1	77	3	1,095	44	1,221	59	2,483	1,262	51
Senior	139	4	54	1	96	3	1,655	44	1,821	48	3,765	1,944	52
Graduate	56	2	38	1	71	2	870	28	2,118	67	3,153	1,035	33
Nondegree*	11	3	13	3	7	2	99	24	286	68	416	130	31
Unevaluated Transfer	2	3	0	0	0	0	30	39	44	58	76	32	42
Branch Students **	23	3	5	1	19	3	415	58	252	35	714	462	65
<b>Total</b>	<b>469</b>	<b>3</b>	<b>214</b>	<b>1</b>	<b>448</b>	<b>3</b>	<b>6,826</b>	<b>42</b>	<b>8,471</b>	<b>51</b>	<b>16,428</b>	<b>7,957</b>	<b>48</b>

\* Nondegree includes both undergraduate nondegree and post-baccalaureate students.

\*\* Branch students enrolled on the main campus.

Source: SIFALL Report, Fall 2004

**Headcount Enrollment Trends by Level of Student  
Main Campus – Fall Semesters 1994, 1999, 2004\***



\* = includes Distance Education

ND = Includes both undergraduate nondegree and post-baccalaureate students.

UT = Unevaluated Transfers

BR = Branch students enrolled on the main campus.

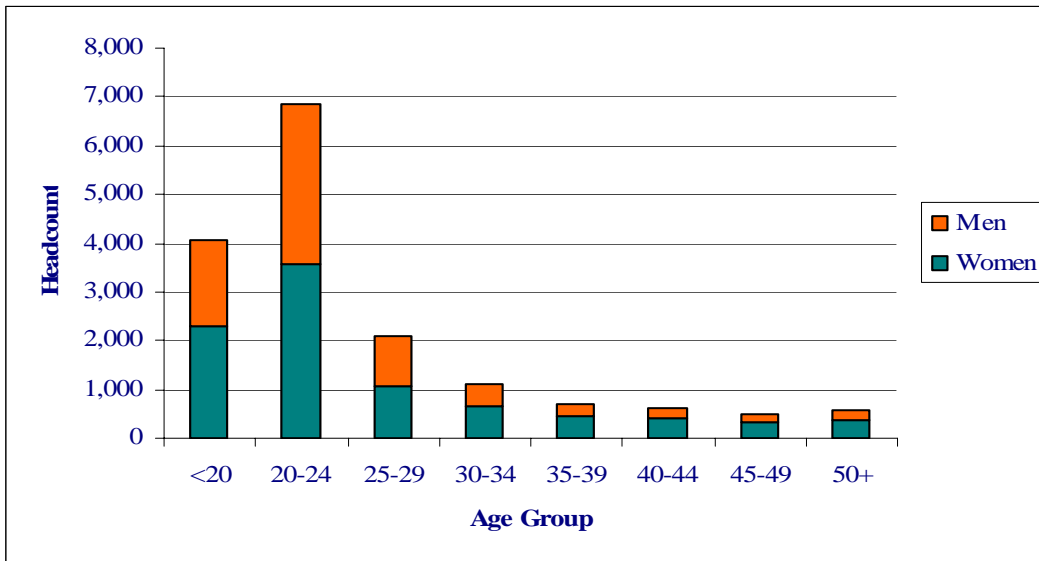
Source: IRP Historical Information; SIFALL Report, Fall 2004.

# New Mexico State University

## Enrollment by Age and Sex Main Campus (includes Distance Education) – Fall 2004

Age	Men	Women	Total
Less than 20	1,803	2,278	4,081
20-24	3,251	3,580	6,831
25-29	996	1,078	2,074
30-34	460	647	1,107
35-39	240	460	700
40-44	196	399	595
45-49	147	331	478
50 and over	194	368	562
<b>Total</b>	<b>7,287</b>	<b>9,141</b>	<b>16,428</b>

Average Age		
Undergraduate	Graduate	Overall
23	34	25



Source: SIFALL Report, Fall 2004.

New Mexico State University

**International Student Enrollment by Level  
Main Campus (includes Distance Education) – Fall 2004**

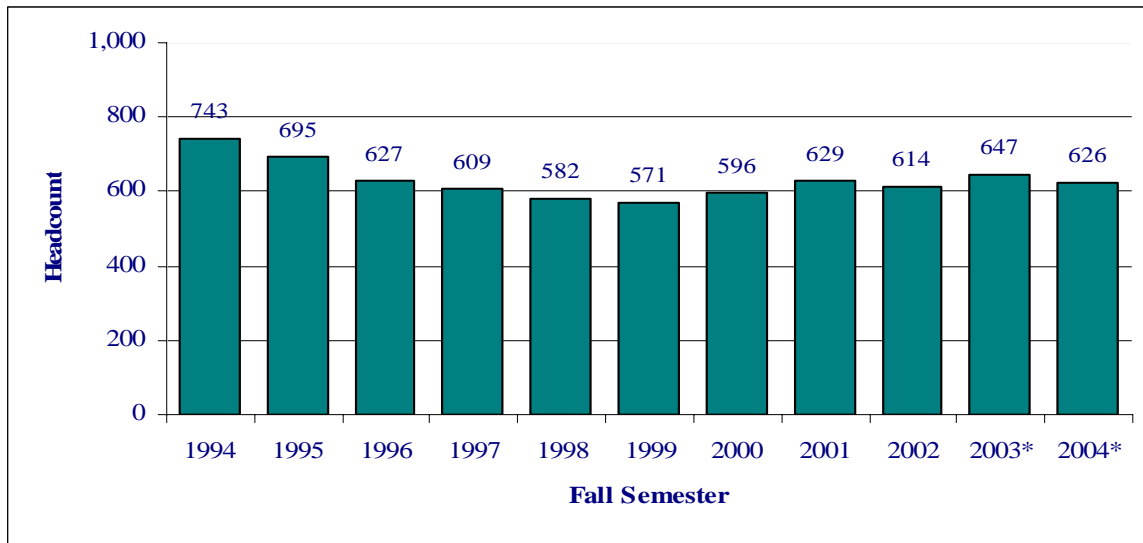
	<b>Total Headcount</b>	<b>International* Headcount</b>	<b>% of Level</b>
Undergraduate	12,145	85	1%
Graduate	3,153	496	18%
Nondegree	416	37	9%
Branch Students	714	8	1%
<b>Total</b>	<b>16,428</b>	<b>626</b>	<b>4%</b>

\* From 72 countries.

Note: Nondegree includes undergraduate nondegree and post-baccalaureate students. Branch students enrolled on the main campus.

Source: SIFALL Report, Fall 2004.

**International Student Headcount Enrollment Trends  
Main Campus – Fall Semesters 1994-2004**



\* = includes Distance Education

Source: IRP Historical Information; SIFALL Report, Fall 2004.

## New Mexico State University

### Headcount Enrollment Trends by College Main Campus – Fall Semesters 1994-2004

Fall	Agriculture	Business			Health &		Nondegree		Branch Students	Total
	& Home	Arts &	Administration	Education	Engineering	Social	(UG	Branch		
	Economics	Sciences	& Economics	(UG)	(UG)	Services**	& Post-	Students		
	(UG)	(UG)	(UG)	(UG)	(UG)	(UG)	Graduate	Baccalaureate)	(UG)	
1994	1,237	3,665	2,138	1,541	1,849	1,216	2,546	1,451	NA	15,643
1995	1,272	3,550	1,970	1,550	1,704	1,028	2,555	1,498	NA	15,127
1996	1,319	3,565	1,794	1,554	1,612	979	2,445	1,480	NA	14,748
1997	1,344	3,759	1,878	1,591	1,609	955	2,407	1,524	NA	15,067
1998	1,428	3,982	1,951	1,623	1,686	744	2,378	559	1,508	15,409
1999	1,466	4,247	2,016	1,563	1,741	750	2,236	513	917	15,449
2000	1,490	4,152	2,127	1,494	1,619	735	2,183	451	707	14,958
2001	1,522	4,229	2,060	1,512	1,639	750	2,348	459	705	15,224
2002	1,437	4,291	2,061	1,538	1,639	787	2,440	388	662	15,243
2003*	1,462	4,314	2,001	1,616	1,621	954	3,021	490	695	16,174
2004***	1,497	4,643	2,068	1,714	1,581	1,046	3,153		726	16,428

\* = includes Distance Education  
UG = Undergraduate

\*\* Includes undergraduate unclassified, degree-seeking students. Branch students were included in this college until 1998.

\*\*\* Nondegree students included in affiliated college.

Source: IRP Historical Information, SIFALL Report, Fall 2004.

### Undergraduate & Graduate Students by College Main Campus (includes Distance Education) – Fall 2004

College	Undergraduate Majors	Graduate Majors	Total		Branch Students**	Total
			Undergraduate & Graduate Majors	Nondegree***		
Agriculture & Home Economics	1,482	255	1,737	15	---	1,752
Arts & Sciences	4,382	842	5,224	261	---	5,485
Business Administration & Economics	2,041	178	2,219	27	---	2,246
Education	1,664	1,090	2,754	50	---	2,804
Engineering	1,564	368	1,932	17	---	1,949
Health & Social Services	1,012	254	1,266	34	---	1,300
Graduate*	---	166	166	---	---	166
Branch Students**	---	---	---	---	726	726
<b>Total</b>	<b>12,145</b>	<b>3,153</b>	<b>15,298</b>	<b>404</b>	<b>726</b>	<b>16,428</b>

\* Includes interdisciplinary and undeclared graduates only.

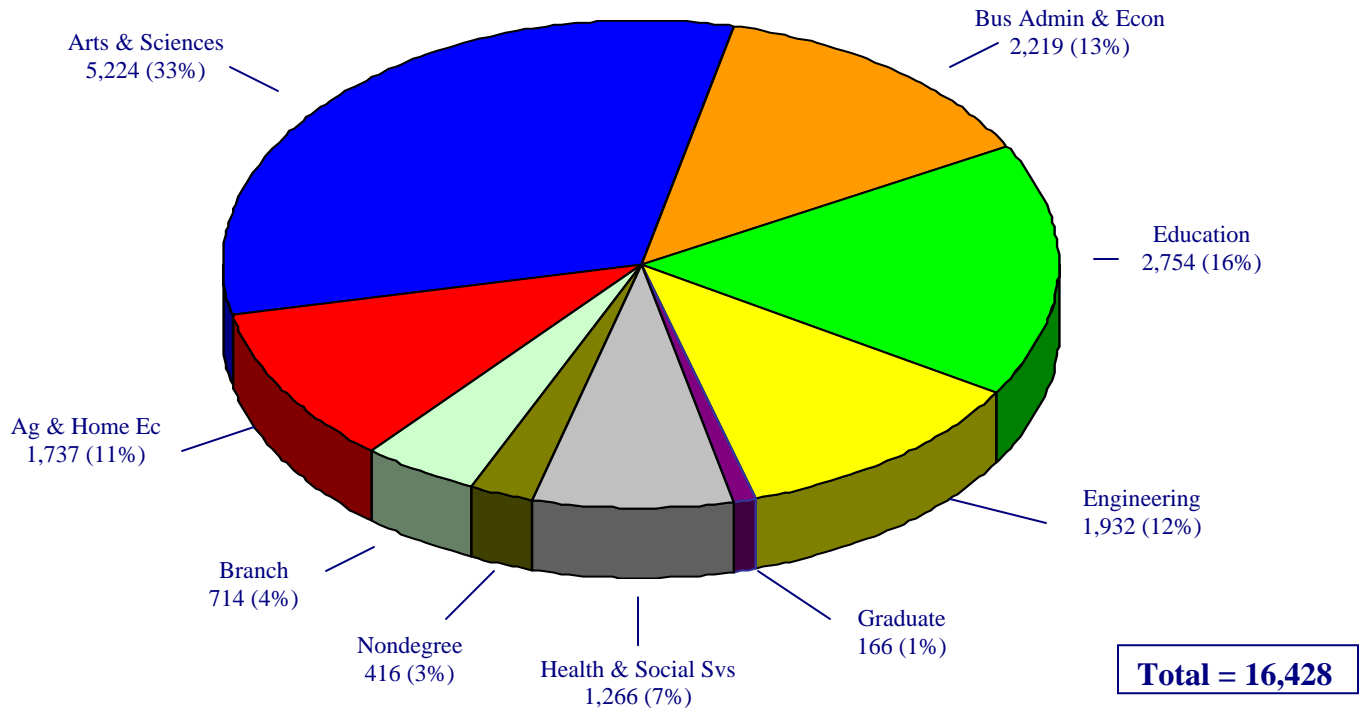
\*\* Branch students enrolled on the main campus.

\*\*\* Nondegree students included in affiliated college.

Source: SIFALL Report, Fall 2004.

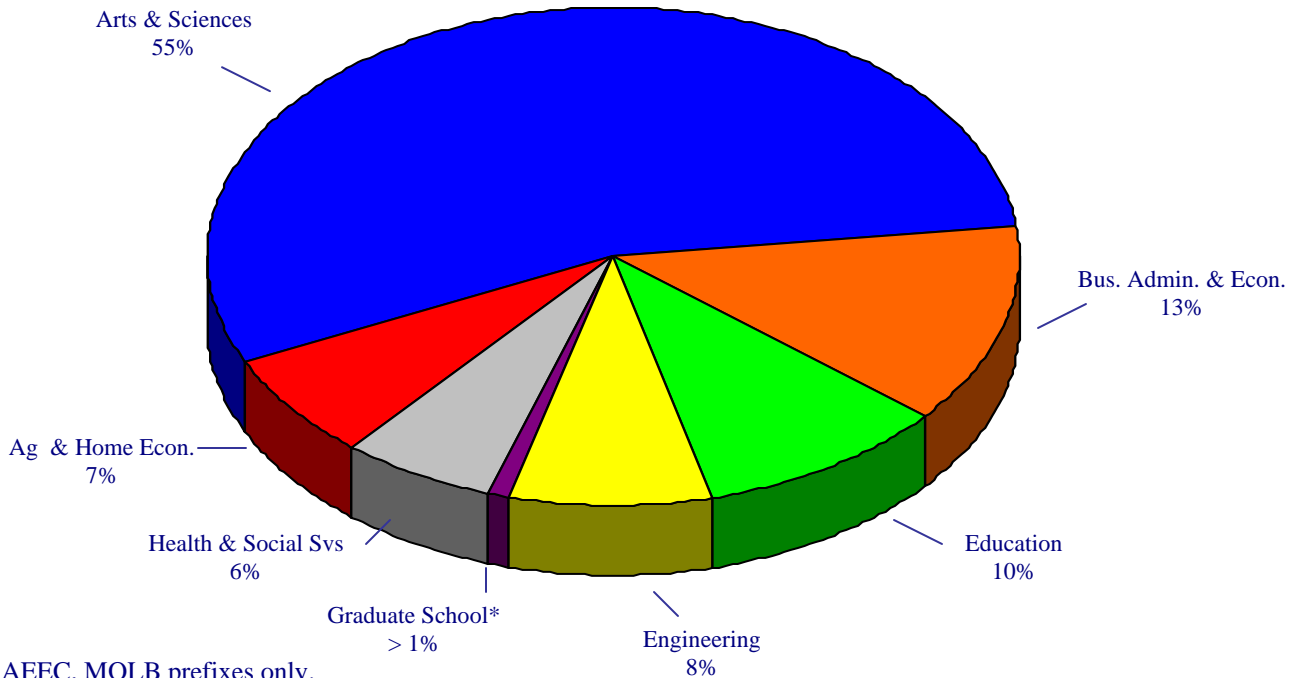
New Mexico State University

Distribution of Students by College  
Main Campus (includes Distance Education) – Fall 2004



Note: The Graduate School includes interdisciplinary and unclassified majors.  
Source: SIFALL Report, Fall 2004.

Distribution of Student Credit Hours Produced by College  
Main Campus – Fall 2003



\* GS, AEEC, MOLB prefixes only.  
Source: Student Credit Hours (IRP) – 3<sup>rd</sup> Friday Census SSI.

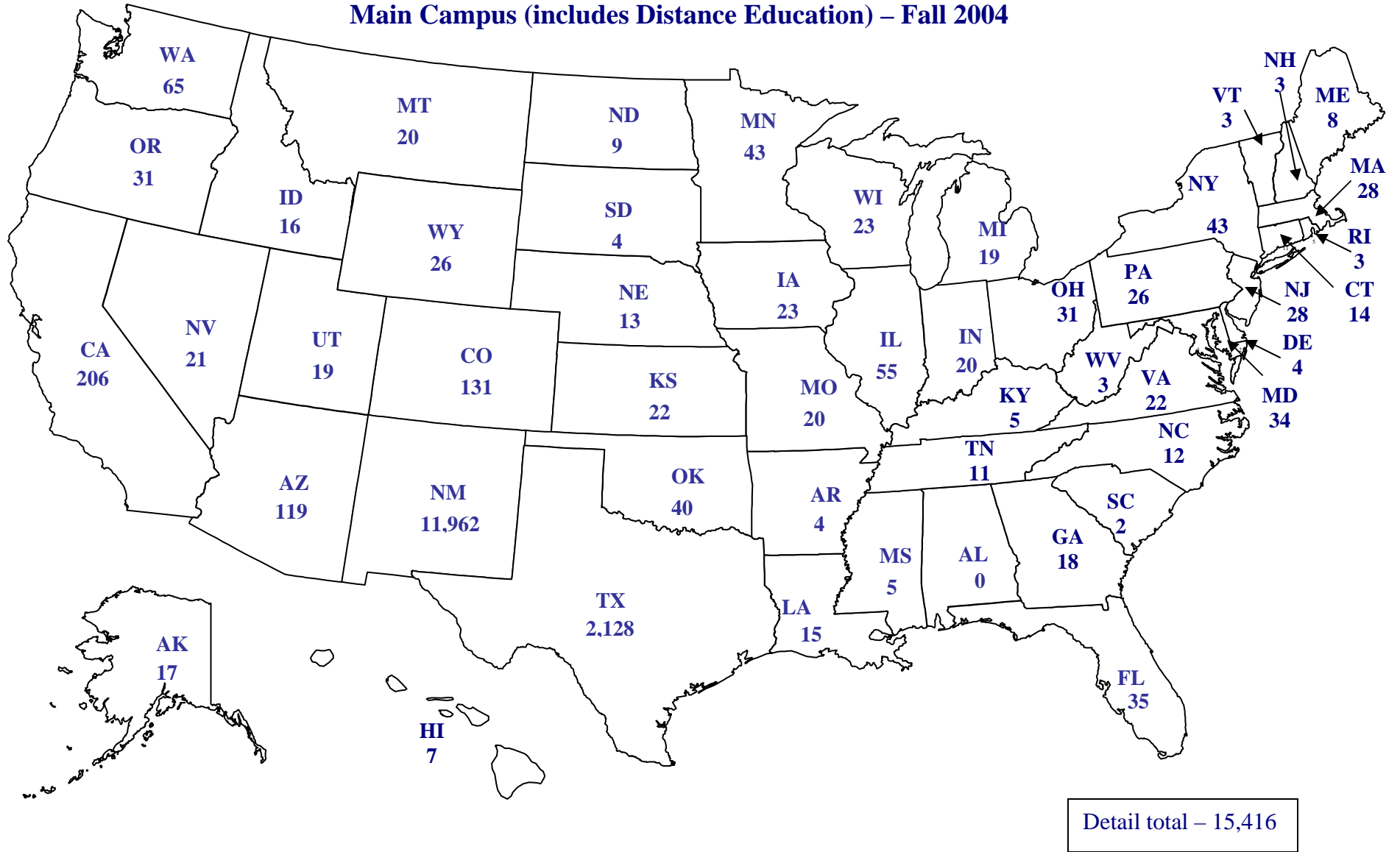


## New Mexico State University

### Undergraduate (UG) & Graduate (GR) Headcount Enrollment by Major Main Campus (includes Distance Education) – Fall 2004

Major	UG	GR	Major	UG	GR
Accounting	183	31	Foreign Languages	50	
Agricultural & Extension Education	80	27	General Agriculture	3	15
Agricultural Biology	60	20	General Business	87	
Agricultural Economics & Agricultural Business	198		Geography	43	23
Agricultural Economics & Economics		18	Geological Engineering	6	
Agronomy	17	41	Geology	18	25
Animal Sciences	210	28	Government	159	24
Anthropology	60	55	History	114	37
Art	240	8	Horticulture	48	11
Astronomy		23	Hotel, Restaurant, & Tourism Management	288	
Athletic Training Education	88		Human & Community Services	53	
Biochemistry	94		Human Nutrition & Food Science	83	
Biology	368	74	Industrial Engineering	54	62
Branch Students	714		Information & Communication Technology	12	
Business Administration		92	Interdisciplinary Masters		1
Business Administration (Pre-Business Administration)	1,043		Interdisciplinary Doctorate		5
Business Computer Systems	91		International Business	53	
Chemical Engineering	91	22	Journalism	290	
Chemistry	60	59	Kinesiology	79	
Civil Engineering	264	46	Management	189	15
Clothing, Textiles/Fashion Merchandising	81		Marketing	209	6
Communication Disorders	83	23	Mathematics	36	35
Communication Studies	108	28	Mechanical Engineering	357	37
Community Health	44		Microbiology	53	
Community Health (Pre-CHL)	32		Molecular Biology		28
Computer Science	195	113	Music	90	13
Conservation Ecology	1		Music Education	125	
Counseling & Educational Psychology		74	Nursing	262	50
Creative Writing (MFA)		16	Nursing (Pre-Nursing)	411	
Criminal Justice	585	71	Philosophy	25	
Curriculum & Instruction		616	Physics	31	37
Dance	22		Planning	9	
Early Childhood Education	169		Psychology	335	51
Economics (College of Arts & Sciences)	5		Public Administration (MPA)		24
Economics (College of Business Administration & Economics)	27	23	Public Health (MPH)		36
Education		40	Range Science	36	17
Educational Administration		206	Rhetoric & Professional Communications		20
Educational Paraprofessional	3		School Psychology		11
Electrical Engineering	414	192	Secondary Education	373	
Elementary Education	718		Social Work	103	168
Engineering Physics	12		Social Work (Pre-Social Work)	87	
Engineering Technology	320		Sociology	85	17
English	170	30	Soil Science	8	
Environmental & Occupational Health	9		Spanish		26
Environmental & Occupational Health (Pre-EOH)	6		Special Education	114	120
Environmental Engineering		9	Studio Art (MFA)		33
Environmental Science	31		Surveying Engineering	29	
Experimental Statistics		11	Theater Arts	77	
Family & Consumer Sciences	145	1	Unclassified/Undecided	1,115	432
Family & Consumer Sciences Education	46	47	Wildlife Science	126	30
Finance	159		Women's Studies	1	
Fishery	3				

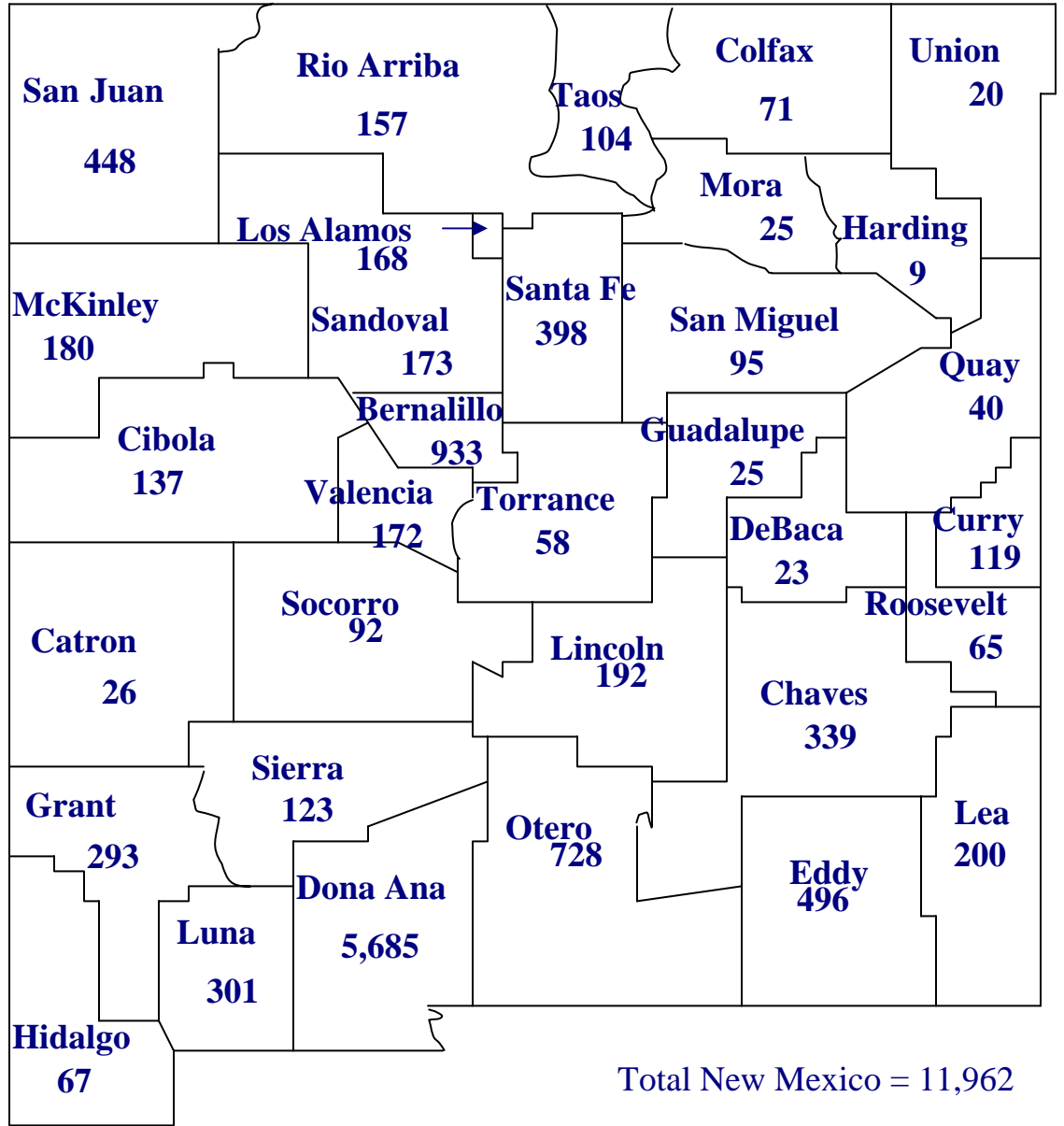
**Undergraduate and Graduate Enrollment by State at Time of Admission  
Main Campus (includes Distance Education) – Fall 2004**



Note: Detail excludes 1,012 students (709 international and 303 from Washington, D.C./U.S. territories).  
Source: SIFALL Report, Fall 2004.

New Mexico State University

Undergraduate and Graduate Enrollment by New Mexico County at Time of Admission  
Main Campus (includes Distance Education) – 2004



Note: Detail excludes 4,466 students (3,757 other U.S. and 709 international).  
Source: SIFALL Report, Fall 2004.

## New Mexico State University

### Undergraduate Admission Trends Main Campus – Fall Semesters 1994-2004

Fall	First-time Freshman					Undergraduate Transfers				
	Applications	Acceptances		Enrollees		Applications	Acceptances		Enrollees	
	#	#	% of Applications	#	% of Acceptances	#	#	% of Applications	#	% of Acceptances
1994	4,041	3,040	75%	1,534	50%	1,390	962	69%	665	69%
1995	4,064	3,183	78%	1,444	45%	1,307	963	74%	589	61%
1996	4,168	3,324	80%	1,520	46%	1,415	1,175	83%	728	62%
1997	5,116	3,586	70%	1,693	47%	1,600	1,191	74%	796	67%
1998	6,115	4,248	69%	2,095	49%	1,526	1,157	76%	670	58%
1999	6,624	4,483	68%	2,266	51%	1,517	1,065	70%	609	57%
2000	6,996	4,298	61%	2,021	47%	1,531	1,038	68%	588	57%
2001*	5,489	4,386	80%	2,235	51%	973	889	91%	573	64%
2002*	5,706	4,608	81%	2,049	44%	945	857	91%	520	61%
2003*	5,630	4,739	84%	2,067	44%	1,099	1,016	92%	526	52%
2004*	6,266	5,109	82%	2,111	41%	1,018	896	88%	538	60%

Source: Office of Admissions (1994-2000); \* Office of Institutional Research & Planning.


### Average ACT Composite Scores for First-Time Freshmen Main Campus – Fall Semesters 1994-2004

Fall Semester	NMSU	National Average	NMSU Students Scoring 26 or Better
1993	21.9	20.7	21.2%
1994	21.8	20.8	21.0%
1995	21.6	20.8	19.0%
1996	21.6	20.9	20.4%
1997	21.3	21.0	17.1%
1998	21.2	21.0	16.4%
1999	20.9	21.0	13.2%
2000	20.8	21.0	13.8%
2001	20.8	21.0	12.3%
2002	20.7	20.8	12.8%
2003	20.6	20.8	11.8%
2004	20.8	20.9	13.1%

All scores are converted to new enhanced ACT Composite.  
Source: New Freshmen Profile.

**New Mexico State University**

**Student Financial Assistance  
Main Campus – Academic Year 2003-2004**



**Total = \$106,841,549**

Source: Office of Financial Aid, Office of Business & Finance

**Distribution of Students Among On-Campus and Off-campus Housing  
Main Campus (includes Distance Education) – Fall 2004**

	Number of Students	Percent of Total Enrollment
<b>Residence Halls</b>	1,587	10%
<b>Greek Complex</b>	161	1%
<b>Apartments</b>	493	3%
<b>Student Family Housing</b>	474	3%
<b>Off-campus</b>	13,713	83%
<b>Total Enrollment</b>	16,428	100%

Source: Housing Department

## **COLLEGES & LIBRARY**

- **Agriculture & Home Economics**
- **Arts & Sciences**
- **Business Administration & Economics**
- **Education**
- **Engineering**
- **Health & Social Services**
- **Graduate School**
- **Library**

## **New Mexico State University**

### **College of Agriculture and Home Economics**

In 1889, the territorial legislature authorized the New Mexico Agricultural College and Agricultural Experiment Station at Las Cruces. Today, the dean and chief administrative officer assumes the overall leadership of the three interrelated components of the college: academic programs, Agricultural Experiment Station, and the Cooperative Extension Service. Academic programs included instructional activities in eight academic departments. The Agricultural Experiment Station funds many of the research projects carried out in the academic and nonacademic departments, as well as the Agricultural Science Centers throughout the state. Faculty and staff of the Cooperative Extension Service primarily teach informal, out-of-the-classroom educational programs in agriculture, home economics, community development, and 4-H and youth development throughout the state. Additional departments in the college are Agricultural Communications and the Indian Resource Development Program.

#### ***Academic Departments***

Agricultural Economics & Agricultural Business	Entomology, Plant Pathology and Weed Science
Agricultural & Extension Education	Family & Consumer Sciences
Agronomy & Horticulture	Fishery & Wildlife Sciences
Animal & Range Sciences	Hotel, Restaurant, and Tourism Management

#### ***Other Major Units***

New Mexico Agricultural Experiment Station  
New Mexico Cooperative Extension Service

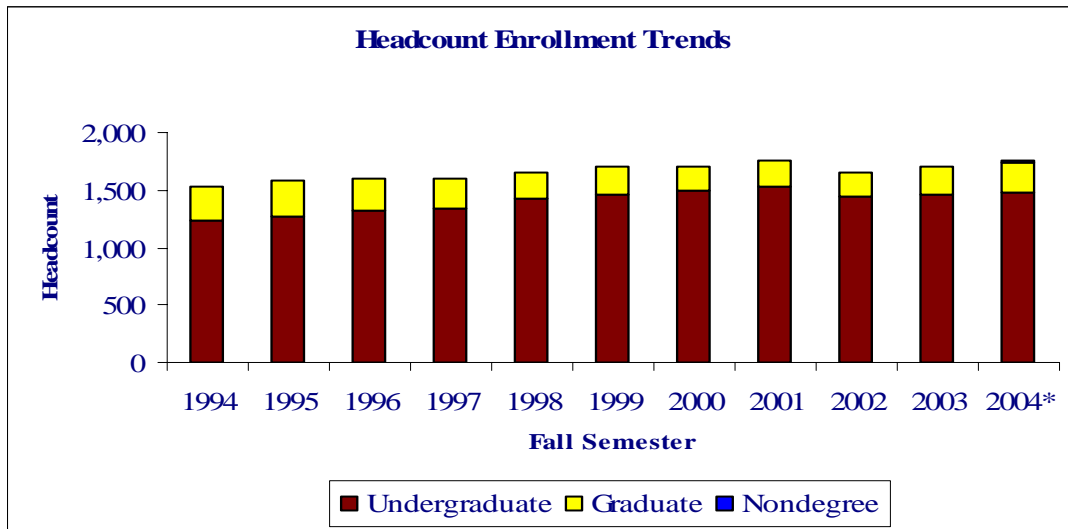
New Mexico State University

College of Agriculture & Home Economics

----- Students -----  
(Includes Distance Education)

<i>Headcount Enrollment</i>		
	<i>Headcount</i>	<i>Percent</i>
Undergraduate	1,482	85%
Graduate	255	14%
Nondegree	<u>15</u>	<u>1%</u>
<b>TOTAL</b>	<b>1,752</b>	<b>100%</b>

<i>Sex</i>	<i>Undergraduate</i>		<i>Graduate</i>		<i>Nondegree</i>	
Men	571	39%	117	46%	8	53%
Women	911	61%	138	54%	7	47%
<i>Race/Ethnicity</i>						
Am. Indian or Alaskan Native	47	3%	9	4%	0	0%
Asian or Pacific Islander	11	1%	2	1%	0	0%
Black, non-Hispanic	38	3%	3	1%	0	0%
Hispanic	525	35%	57	22%	2	13%
White/Other	861	58%	184	72%	13	87%
<i>Level</i>						
Freshman 307	Sophomore 352	Junior 335	Senior 476	Unclassified Transfer 12	Graduate 255	Nondegree 15



\* Nondegree students included in affiliated college.



New Mexico State University

College of Agriculture & Home Economics

----- *Full-time & Part-time Regular Faculty* -----  
(includes *Library Faculty*)  
Fall 2004

<i>Sex:</i>	Men	Women	Total
	70	33	103

<i>Rank:</i>	Professor	Associate	Assistant	Instructor
	44	19	37	3

<i>Race/Ethnicity:</i>	Black, non-Hispanic	Am. Indian/ Alaskan Native	Asian/Pacific Islander	Hispanic	White/Other
	1	0	6	6	90

## **New Mexico State University**

### **College of Arts & Sciences**

The College of Arts and Sciences traces its origin to 1917 when it was known as the School of General Science. The present College of Arts and Sciences is comprised of 23 academic departments, the College Advising Center and the Research Center. Administered by the dean and two associate deans, the college provides programs of research and creative endeavors in the arts, humanities, sciences, and social sciences.

#### *Academic Departments*

Aerospace Studies  
Art  
Astronomy  
Biology  
Chemistry & Biochemistry  
Communication Studies  
Computer Science  
Criminal Justice

English  
Geography  
Geological Sciences  
Government  
History  
Journalism & Mass Communications  
Languages & Linguistics  
Mathematical Sciences

Military Science  
Music  
Philosophy  
Physics  
Psychology  
Sociology & Anthropology  
Theatre Arts

#### *Other Major Unit*

Arts & Sciences Research Center

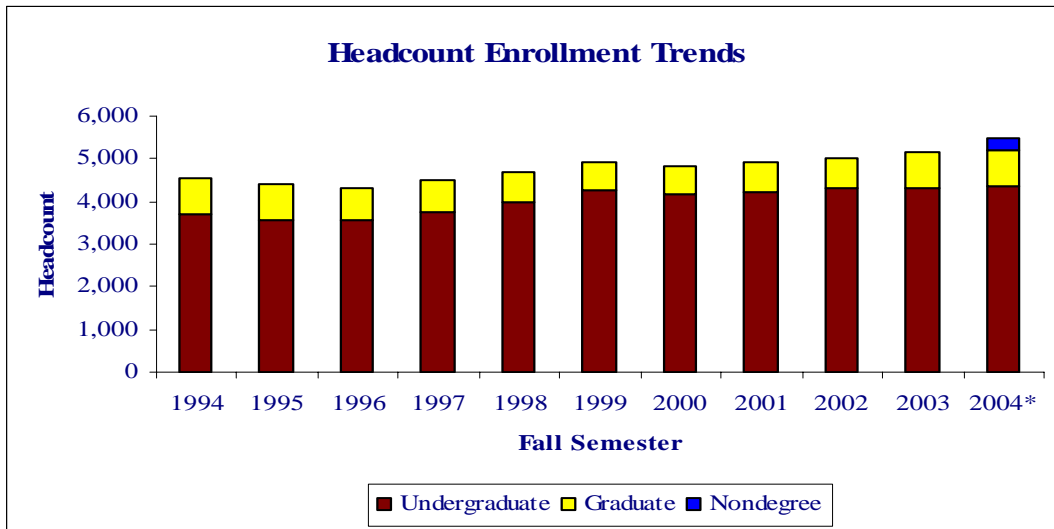
New Mexico State University

College of Arts & Sciences

----- Students -----  
 (Includes Distance Education)

<i>Headcount Enrollment</i>		
	<i>Headcount</i>	<i>Percent</i>
Undergraduate	4,382	80%
Graduate	842	15%
Nondegree	<u>261</u>	<u>5%</u>
<b>TOTAL</b>	<b>5,485</b>	<b>100%</b>

<i>Sex</i>	<i>Undergraduate</i>		<i>Graduate</i>		<i>Nondegree</i>	
Men	1,948	44%	443	53%	97	37%
Women	2,434	56%	399	47%	164	63%
<i>Race/Ethnicity</i>						
Am. Indian or Alaskan Native	141	3%	7	1%	7	3%
Asian or Pacific Islander	62	1%	14	2%	7	3%
Black, non-Hispanic	151	3%	14	2%	4	1%
Hispanic	1,948	45%	148	17%	54	21%
White/Other	2,080	48%	659	78%	189	72%
<i>Level</i>						
Freshman 1,442	Sophomore 984	Junior 821	Senior 1,114	Unclassified Transfer 21	Graduate 842	Nondegree 261



\*Nondegree students included in affiliated college.

**New Mexico State University**

**College of Arts & Sciences**

**----- Full-time & Part-time Regular Faculty -----  
(includes Library Faculty)  
Fall 2004**

<b>Sex:</b>	<b>Men</b>	<b>Women</b>	<b>Total</b>
	190	116	306

<b>Rank:</b>	<b>Professor</b>	<b>Associate</b>	<b>Assistant</b>	<b>Instructor</b>
	84	89	117	16

<b>Race/Ethnicity:</b>	<b>Black, non-Hispanic</b>	<b>Am. Indian/ Alaskan Native</b>	<b>Asian/Pacific Islander</b>	<b>Hispanic</b>	<b>White/Other</b>
	0	1	16	26	263

## **New Mexico State University**

### **College of Business Administration & Economics**

The College of Business Administration and Economics was created in 1964. The dean of the college assumes leadership of five academic departments and the Bureau for Business Research. The college has been predominantly oriented toward teaching at the undergraduate level and, in more recent years, graduate-level programs. The college has developed substantial research for competencies focused upon New Mexico, Mexico and other border economic, business, and social issues; leadership and substitute-for-leadership issues; and issues in public utility regulation.

#### *Academic Departments*

Accounting & Business Computer Systems  
Economics & International Business  
Finance

Management  
Marketing & General Business

#### *Other Major Units*

Bureau of Business Research & Services  
Center for Economic Development Research & Assistance  
Center for Entrepreneurship  
Public Utilities Center

State Data Center  
University Statistics Center  
U.S.-Mexico Conflict Resolution Center

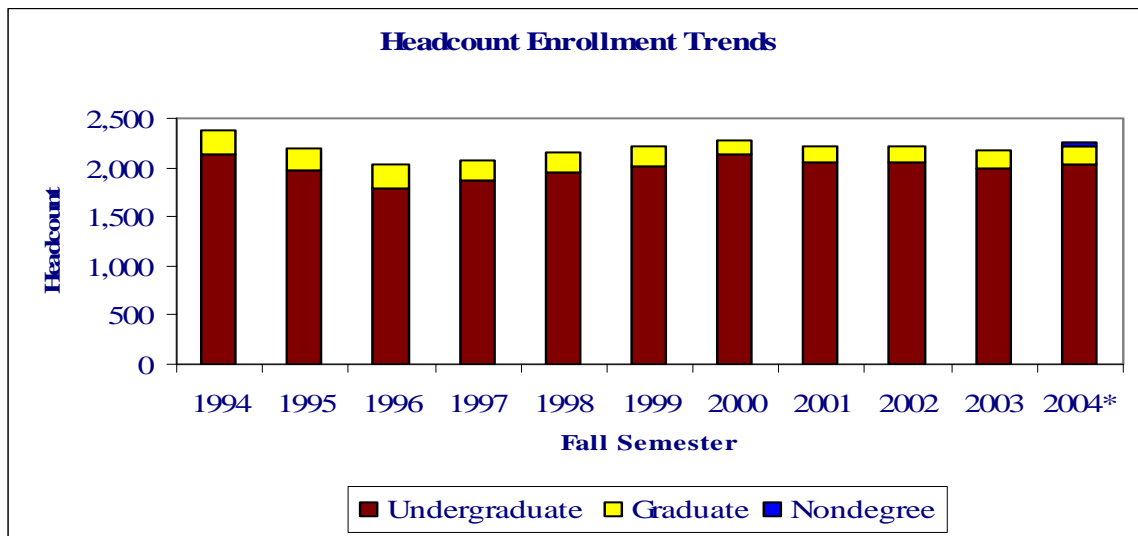
New Mexico State University

College of Business Administration & Economics

----- Students -----  
(Includes Distance Education)

<i>Headcount Enrollment</i>		
	<i>Headcount</i>	<i>Percent</i>
Undergraduate	2,041	91%
Graduate	178	8%
Nondegree	<u>27</u>	<u>1%</u>
<b>TOTAL</b>	<b>2,246</b>	<b>100%</b>

<i>Sex</i>	<i>Undergraduate</i>		<i>Graduate</i>		<i>Nondegree</i>	
Men	1,108	54%	94	53%	14	52%
Women	933	46%	84	47%	13	48%
<i>Race/Ethnicity</i>						
Am. Indian or Alaskan Native	58	3%	3	2%	0	0%
Asian or Pacific Islander	31	2%	4	2%	0	0%
Black, non-Hispanic	58	3%	2	1%	0	0%
Hispanic	881	43%	40	23%	9	33%
White/Other	1,013	49%	129	72%	18	67%
<i>Level</i>						
Freshman 457	Sophomore 449	Junior 467	Senior 656	Unclassified Transfer 12	Graduate 178	Nondegree 27



\* Nondegree students included in affiliated college.

New Mexico State University

College of Business Administration & Economics

----- Full-time & Part-time Regular Faculty -----

(includes Library Faculty)

Fall 2004

<i>Sex:</i>	Men	Women	Total
	56	20	76

<i>Rank:</i>	Professor	Associate	Assistant	Instructor
	26	29	21	0

<i>Race/Ethnicity:</i>	Black, non-Hispanic	Am. Indian/ Alaskan Native	Asian/Pacific Islander	Hispanic	White/Other
	1	3	4	4	64

## **New Mexico State University**

### **College of Education**

The College of Teacher Education became the College of Education in 1967. The dean and associate deans of the College provide leadership for five academic departments and the Educational Research Center. The undergraduate and graduate programs prepare individuals for licensure to work in public and private schools. The College, as a whole, is accredited by the State Department of Education within New Mexico and the National Council for the Accreditation of Teacher Education.

#### ***Academic Departments***

Counseling/Educational Psychology  
Curriculum & Instruction  
Educational Management & Development  
Physical Education, Recreation, & Dance  
Special Education/Communication Disorders

#### ***Other Major Units***

Educational Research Center



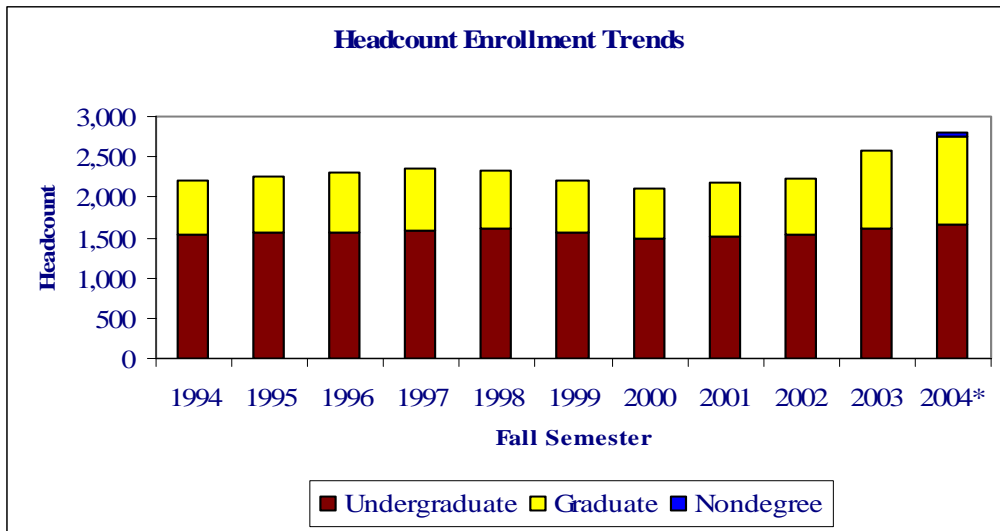
New Mexico State University

College of Education

----- Students -----  
 (Includes Distance Education)

<i>Headcount Enrollment</i>		
	<i>Headcount</i>	<i>Percent</i>
Undergraduate	1,664	59%
Graduate	1,090	39%
Nondegree	<u>50</u>	<u>2%</u>
<b>TOTAL</b>	<b>2,804</b>	<b>100%</b>

<i>Sex</i>	<i>Undergraduate</i>		<i>Graduate</i>		<i>Nondegree</i>	
Men	390	23%	279	26%	17	34%
Women	1,274	77%	811	74%	33	66%
<i>Race/Ethnicity</i>						
Am. Indian or Alaskan Native	37	2%	16	2%	2	4%
Asian or Pacific Islander	18	1%	7	1%	0	0%
Black, non-Hispanic	33	2%	27	3%	2	4%
Hispanic	877	51%	419	40%	17	34%
White/Other	699	44%	621	54%	29	58%
<i>Level</i>						
Freshman 342	Sophomore 357	Junior 374	Senior 584	Unclassified Transfer 7	Graduate 1,090	Nondegree 50



\* Nondegree students included in affiliated college.

New Mexico State University

College of Education

----- *Full-time & Part-time Regular Faculty* -----  
(includes *Library Faculty*)  
*Fall 2004*

<i>Sex:</i>	Men	Women	Total
	34	36	70

<i>Rank:</i>	Professor	Associate	Assistant	Instructor
	17	17	30	6

<i>Race/Ethnicity:</i>	Black, non-Hispanic	Am. Indian/ Alaskan Native	Asian/Pacific Islander	Hispanic	White/Other
	2	2	0	19	47

## **New Mexico State University**

### **College of Engineering**

Engineering education was an early part of the course offerings of the New Mexico College of Agriculture and Mechanic Arts, now known as New Mexico State University. Leadership for the College of Engineering is provided by the dean, associate and assistant deans, and director of the Engineering Research Center. Today, there are seven academic departments in the college. Research administered by the Engineering Research Center is a vital part of the college's activities. All of the programs in the College of Engineering are accredited by the Accreditation Board for Engineering and Technology (ABET), the nationally recognized engineering accreditation agency.

#### *Academic Departments*

Chemical Engineering

Civil, Agricultural & Geological Engineering

Engineering Technology

Industrial Engineering

Klipsch School of Electrical & Computer Engineering

Mechanical Engineering

Surveying Engineering

#### *Other Major Units*

Engineering Research Center

Waste-Management Education & Research Consortium

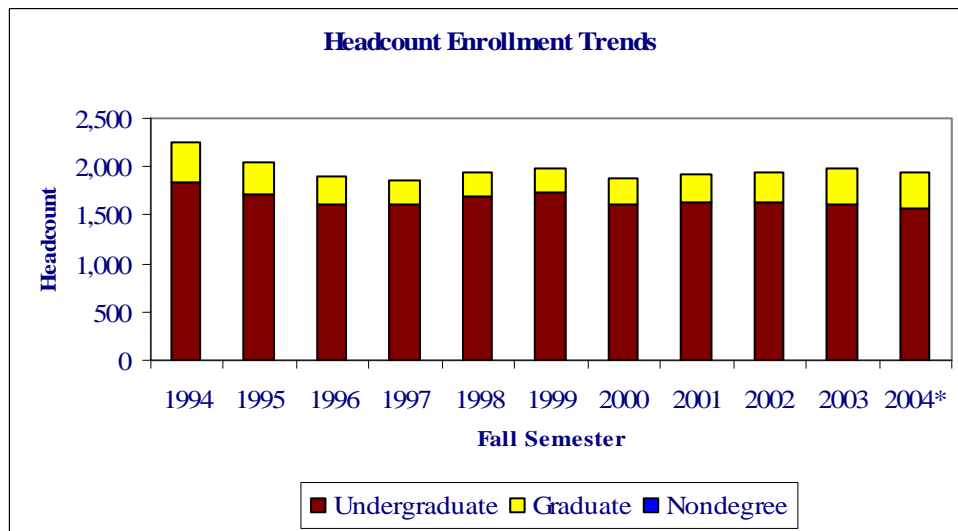
New Mexico State University

College of Engineering

----- Students -----  
 (Includes Distance Education)

<i>Headcount Enrollment</i>		
	<i>Headcount</i>	<i>Percent</i>
Undergraduate	1,564	80%
Graduate	368	19%
Nondegree	17	1%
<b>TOTAL</b>	<b>1,949</b>	<b>100%</b>

<i>Sex</i>	<i>Undergraduate</i>		<i>Graduate</i>		<i>Nondegree</i>	
Men	1,298	83%	298	81%	13	77%
Women	266	17%	70	19%	4	23%
<i>Race/Ethnicity</i>						
Am. Indian or Alaskan Native	60	4%	6	2%	1	6%
Asian or Pacific Islander	25	2%	6	2%	4	24%
Black, non-Hispanic	30	2%	5	1%	1	6%
Hispanic	710	45%	56	15%	4	24%
White/Other	739	47%	295	80%	7	40%
<i>Level</i>						
Freshman 391	Sophomore 353	Junior 278	Senior 525	Unclassified Transfer 17	Graduate 368	Nondegree 17



\* Nondegree students included in affiliated college.

**New Mexico State University**

**College of Engineering**

*----- Full-time & Part-time Regular Faculty -----  
(includes Library Faculty)  
Fall 2004*

<b>Sex:</b>	<b>Men</b>	<b>Women</b>	<b>Total</b>
	71	8	79

<b>Rank:</b>	<b>Professor</b>	<b>Associate</b>	<b>Assistant</b>	<b>Instructor</b>
	26	33	20	0

<b>Race/Ethnicity:</b>	<b>Black, non-Hispanic</b>	<b>Am. Indian/ Alaskan Native</b>	<b>Asian/Pacific Islander</b>	<b>Hispanic</b>	<b>White/Other</b>
	1	0	11	10	57

## **New Mexico State University**

### **College of Health & Social Services**

The College of Health and Social Services, established in 1979, is administered by the dean and associate dean. The college brings together fields of study that apply directly to the quality of life in a rapidly changing society. In addition to three academic departments, the college has a research center, which provides assistance to the faculty in the conduct of scientific research and professional training. A part of the college's School of Social Work is the Family Preservation Institute, an educational research and training center that engages in activities related to family preservation in multi-cultural settings. The college's Health Science Department is affiliated with the Southern Area Health Education Center (SoAHEC), Border Health Education Training Center (BHETC), Border Health Office (BHO), and the Border Epidemiology and Environmental Health Center (BEC).

#### ***Academic Departments***

Health Science

Nursing

School of Social Work

#### ***Other Major Units***

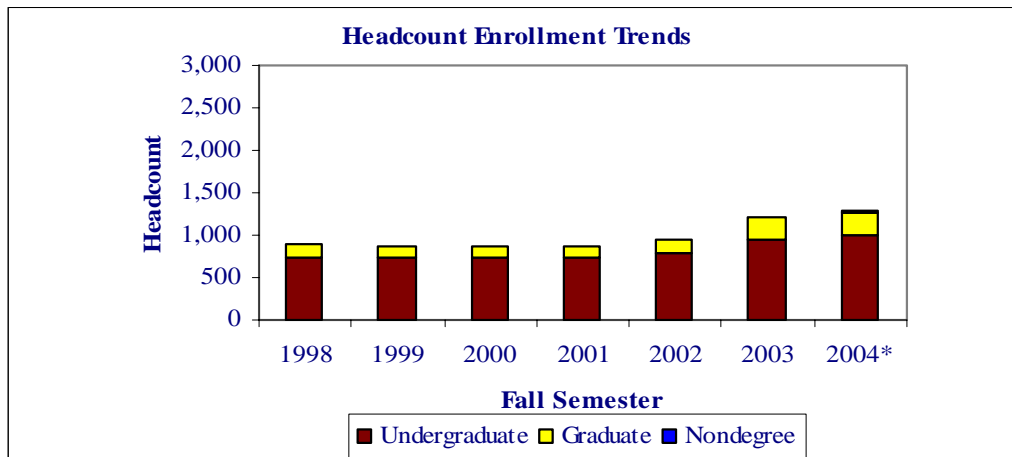
College of Health & Social Services Research Center

**New Mexico State University**  
**College of Health & Social Services**

----- *Students* -----  
*(Includes Distance Education)*

<i>Headcount Enrollment</i>		
	<i>Headcount</i>	<i>Percent</i>
Undergraduate	1,012	78%
Graduate	254	20%
Nondegree	34	2%
<b>TOTAL</b>	<b>1,300</b>	<b>100%</b>

<i>Sex</i>	<i>Undergraduate</i>		<i>Graduate</i>		<i>Nondegree</i>	
Men	150	15%	32	13%	7	21%
Women	862	85%	222	87%	27	79%
<i>Race/Ethnicity</i>						
Am. Indian or Alaskan Native	36	4%	10	4%	1	3%
Asian or Pacific Islander	11	1%	1	1%	2	6%
Black, non-Hispanic	41	4%	13	5%	0	0%
Hispanic	501	50%	95	37%	10	29%
White/Other	423	41%	135	53%	21	62%
<i>Level</i>						
Freshman 182	Sophomore 205	Junior 208	Senior 410	Unclassified Transfer 7	Graduate 254	Nondegree 34



\* Nondegree students included in affiliated college.

New Mexico State University

College of Health & Social Services

----- Full-time & Part-time Regular Faculty -----

(includes Library Faculty)

Fall 2004

<i>Sex:</i>	Men	Women	Total
	11	33	44

<i>Rank:</i>	Professor	Associate	Assistant	Instructor
	6	13	16	9

<i>Race/Ethnicity:</i>	Black, non-Hispanic	Am. Indian/ Alaskan Native	Asian/Pacific Islander	Hispanic	White/Other
	0	0	2	8	34



## **New Mexico State University**

### **Graduate School**

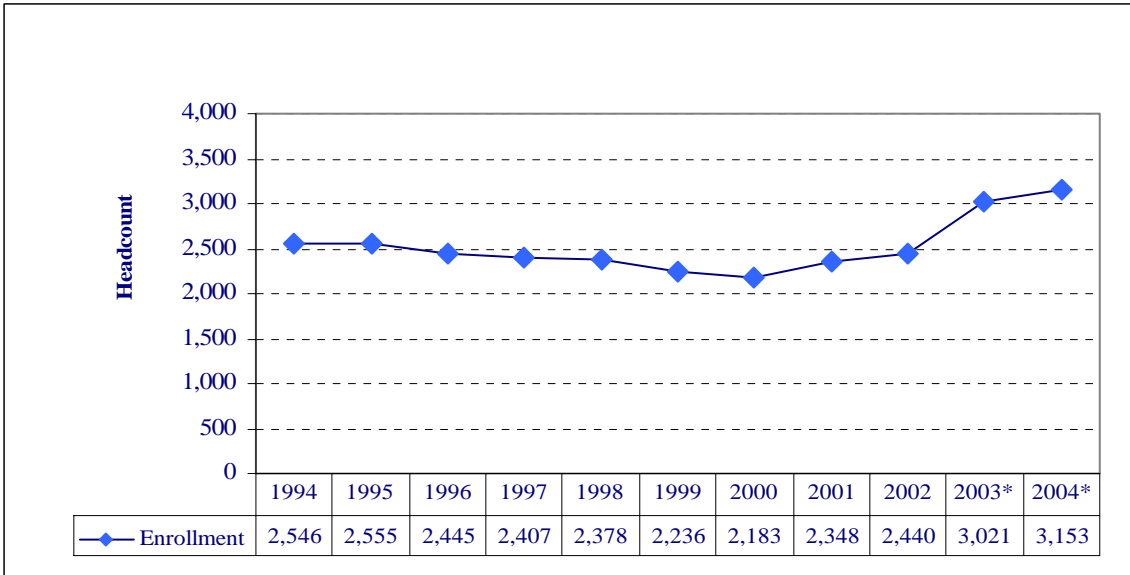
Although the first master's degree was awarded in 1897, the Graduate School was not formally established until 1956. The Graduate School offers 22 doctoral programs; 3 study areas for the education specialist degree; and 51 master's degree programs. The dean and associate dean provide the leadership for the Graduate School. Graduate faculty involvement in generation of academic policy and operating procedure is achieved primarily through the Graduate Council.

#### *Graduate Degrees*

Master of Accountancy	Master of Science in Chemical Engineering
Master of Agriculture	Master of Science in Civil Engineering
Master of Applied Geography	Master of Science in Electrical Engineering
Master of Arts	Master of Science in Environmental Engineering
Masters of Arts in Teaching	Master of Science in Industrial Engineering
Master of Business Administration	Master of Science in Mechanical Engineering
Master of Criminal Justice	Master of Science in Nursing
Master of Fine Arts	Master of Social Work
Master of Fine Arts in Creative Writing	Specialist in Education
Master of Music	Doctor of Education
Master of Public Administration	Doctor of Philosophy
Master of Public Health	
Master of Science	

New Mexico State University

Graduate Headcount Enrollment Trends  
Main Campus – Fall Semesters 1994-2004



\* = includes Distance Education

Source: IRP Historical Information, SIFALL Report, Fall 2004.

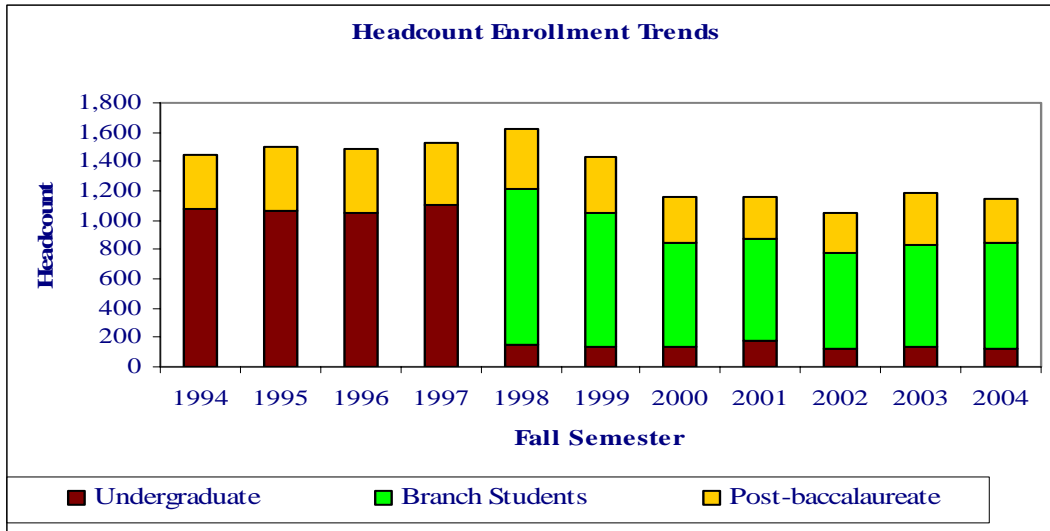
New Mexico State University

Nondegree Enrollment – Main Campus  
(Includes Distance Education)

	<i>Headcount</i>	<i>Percent</i>
Undergraduates	116	10%
Branch Students	726	64%
Post-baccalaureates	<u>300</u>	<u>26%</u>
<b>Total</b>	<b>1,142</b>	<b>100%</b>

<i>Sex</i>	<i>Undergraduate</i>	<i>Branch Students</i>	<i>Post-baccalaureate</i>
Men	46	336	114
Women	70	390	186

<i>Ethnicity</i>	<i>Undergraduate</i>		<i>Branch Students</i>		<i>Post-baccalaureate</i>	
American Indian/Alaskan Native	1	2%	23	4%	10	3%
Asian/Pacific Islander	3	3%	5	1%	10	3%
Black, non-Hispanic	3	3%	19	2%	4	1%
Hispanic	26	21%	418	58%	73	25%
White/Other	83	71%	261	35%	203	68%



Note: Prior to 1998, branch students enrolled on the main campus were included in the undergraduate non-degree category.

# New Mexico State University

## Library

NMSU Library is the primary provider of print and electronic information which supports learning, teaching, research and service at New Mexico State University. NMSU Library acts as a partner in the education process by providing access to information through its collections, information services, facilities, and staff.

<b>As of July 1, 2004-June 30, 2005</b>	<b>TOTAL</b>
Library Budget	\$7,897,862
Library Materials Budget	\$2,503,283
Library Staff	104

# New Mexico State University

## COLLEGE DEANS & DEPARTMENT HEADS

### *College of Agriculture & Home Economics*

Dean – Jerry G. Schickedanz  
Associate Dean/Associate Director of Coop. Ext. Service –  
Paul H. Gutierrez  
Associate Dean/Associate Director of Ag. Exp. Station –  
Leroy Daugherty  
Associate Dean/Associate Director – Wesley Holley  
Agricultural Economics & Agricultural Business –  
Octavio Ramirez  
Agricultural & Extension Education – Thomas Dormody  
Agronomy & Horticulture – Paul Bosland  
Animal & Range Sciences – Mark Wise  
Entomology, Plant Pathology & Weed Science –  
H. Grant Kinzer  
Family & Consumer Sciences – Ann Vail  
Fishery & Wildlife Sciences – Donald Caccamise  
Hotel, Restaurant, & Tourism Management –  
Janet Green

### *College of Arts & Sciences*

Dean – Waded Cruzado-Salas  
Associate Dean – Jeffrey Brown  
Associate Dean/Director – Robert Czerniak  
Aerospace Studies – Lt. Col. Shannon Meade  
Art – Spencer Fidler  
Astronomy – Reinirus Walterbos  
Biology – Dan Howard  
Chemistry & Biochemistry – Amudhu Gopalan  
Communication Studies – Walter Zakahi  
Computer Science – Desh Ranjan  
Criminal Justice – James Maupin  
English – Harriet Linkin  
Geography – Jack Wright  
Geological Sciences – Timothy Lawton  
Government – William Taggart  
History – Ken Hammond  
Journalism & Mass Communications – Frank Thayer  
Languages & Linguistics – Beth Pollack  
Mathematical Sciences – Ross Staffeldt  
Military Science – Lt. Col. David Abbott  
Music – Greg Fant  
Philosophy – Tim Cleveland  
Physics – Gary Kyle  
Psychology – Douglas Gillan  
Sociology & Anthropology – Brenda Benefit  
Theatre Arts – Ruth Cantrell  
Women's Studies Program – Diane Prindeville

### *College of Business Administration & Economics*

Dean – Garrey Carruthers  
Associate Dean – Kevin Boberg  
Associate Dean – Kathleen Brook  
Accounting & Business Computer Systems –  
Manson Dillaway  
Economics/International Business – Mike Ellis  
Finance – Lizbeth Ellis  
Management – Peter Dorfman  
Marketing & General Business – Gerald Hampton

### *College of Education*

Dean – Robert Moulton  
Associate Dean – Michael Morehead  
Associate Dean for Research – Karin Wiberg  
Counseling & Educational Psychology –  
Luis Vazquez  
Curriculum & Instruction – James O'Donnell/Betsy Cahill  
Educational Management & Development –  
Maria Luisa González  
Physical Education, Recreation & Dance –  
Peter Maud  
Special Education/Communication Disorders –  
Robert Rhodes

### *College of Engineering*

Dean – Steven Castillo  
Associate Dean – William McCarthy  
Director for WERC – Abbas Ghassemi  
Chemical Engineering – Martha Mitchell (Interim)  
Civil, Agricultural & Geological Engineering –  
Kenneth White  
Electrical & Computer Engineering – Krist Petersen (Interim)  
Engineering Technology – George Alexander  
Industrial Engineering – Edward Pines  
Mechanical Engineering – Ronald Pederson (Interim)  
Surveying Engineering – Steven Frank

### *College of Health & Social Services*

Dean – Jeffrey Brandon  
Associate Dean – Larry Olsen  
Health Science – Stephen Arnold  
Nursing – Mary Hoke  
Social Work – Stephen Anderson

### *Graduate School*

Dean – Linda Lacey  
Associate Dean – Enedina Vazquez

### *Library*

Dean – Elizabeth Titus  
Associate Dean – Cheryl Wilson

## New Mexico State University

### Accrediting Agencies by College

#### ***College of Agriculture and Home Economics***

Commission on Accreditation for Dietetics Education  
National Council for the Accreditation of Teachers of Education  
Society for Range Management

#### ***College of Arts and Sciences***

Accrediting Council on Education for Journalism and Mass Communications  
American Chemical Society  
Human Factors and Ergonomics Society  
National Association of Schools of Music  
National Association of Schools of Public Affairs and Administration

#### ***College of Business Administration and Economics***

AACSB – The Association to Advance Collegiate Schools of Business

#### ***College of Education***

American Psychological Association  
American Speech and Hearing Association  
Committee on Allied Health Education and Accreditation  
Council for Accreditation of Counseling & Related Educational Programs  
National Association for Sport and Physical Education\*  
National Council for the Accreditation of Teacher Education  
New Mexico State Department of Education  
University Council for Educational Administration

#### ***College of Engineering***

Accreditation Board for Engineering and Technology – Engineering Accreditation Commission\*\*  
Accreditation Board for Engineering and Technology – Technology Accreditation Commission

\*\* Cooperative Education Program Accreditation applies to all EAC accredited programs.

#### ***College of Health and Social Services***

Council on Education for Public Health  
Council on Social Work Education  
National League for Nursing  
Society for Public Health Education/American Association of Health Education Baccalaureate  
Program Approval Committee\*

\* Approval Agency

## New Mexico State University

### Majors & Degrees Offered

#### College of Agriculture and Home Economics

Agricultural Biology	B.S. in Agriculture, M.S.
Agricultural Economics & Agricultural Business	B.S. in Agriculture
Agricultural & Extension Education	B.S. in Agriculture, M.A.
Agronomy	B.S. in Agriculture, M.S., Ph.D.
Animal Science	B.S. in Agriculture, M.S., Ph.D.
Clothing, Textiles & Fashion Merchandising	B.S. in Family & Consumer Sciences
Environmental Science	B.S. in Environmental Sciences
Family & Child Science	B.S. in Family & Consumer Sciences
Family & Consumer Sciences	M.S.
Family & Consumer Sciences Education	B.S. in Family & Consumer Sciences
General Agriculture	B.S. in Agriculture, Master of Agriculture
Horticulture	B.S. in Agriculture, M.S.
Hotel, Restaurant & Tourism Management	B.S. in Hotel, Restaurant & Tourism Management
Human Nutrition & Food Science	B.S. in Family & Consumer Sciences
Range Science	M.S., Ph.D.
Rangeland Resources	B.S. in Agriculture
Recreational Areas Management	B.S. in Agriculture
Soil Science	B.S. in Agriculture
Wildlife Science	B.S. in Agriculture, M.S.

#### College of Arts and Sciences

Anthropology	B.A., M.A.
Art	B.A., M.A.
Associate of Arts	Associate
Astronomy	M.S., Ph.D.
Biochemistry	B.S.
Biology	B.A., B.S., M.S., Ph.D.
Chemistry	B.A., B.S., M.S., Ph.D.
City & Regional Planning	B.S.
Communication Studies	B.A., M.A.
Computer Science	B.S., M.S., Ph.D.
Conservation Ecology	Bachelor of Conservation Ecology
Creative Writing	M.F.A. in Creative Writing
Criminal Justice	Associate in Criminal Justice, Bachelor in Criminal Justice, Master in Criminal Justice
Economics	B.A.
English	B.A., M.A.
Foreign Languages	B.A.
Geography	B.S., Master of Applied Geography
Geology	B.S., M.S.
Government	B.A., M.A.
History	B.A., M.A.
Individualized Studies	B.I.S.
Journalism & Mass Communications	B.A.
Mathematics	B.S., M.S., Ph.D.
Microbiology	B.S.

## New Mexico State University

### Majors & Degrees Offered (continued)

#### College of Arts and Sciences, continued

Music	B.M., M.M.
Music Education	B.M.E.
Philosophy	B.A.
Physics	B.A., B.S., M.S., Ph.D.
Psychology	B.A., M.A., Ph.D.
Public Administration	M.P.A.
Rhetoric & Professional Communications	Ph.D.
Sociology	B.A., M.A.
Spanish	M.A.
Studio Art	B.F.A., M.F.A.
Theatre Arts	B.A.
Women's Studies	B.A.

#### College of Business Administration and Economics

Accounting	Bachelor of Accountancy, Master of Accountancy
Business Administration	M.B.A., Ph.D.
Business Computer Systems	B.B.A.
Economics	B.A. in Economics, B.B.A., M.A.
Experimental Statistics	M.S.
Finance	B.B.A.
General Business	B.B.A.
International Business	B.B.A.
Management	B.B.A.
Marketing	B.B.A.
Pre-Business Administration	Associate in Pre-Business

#### College of Education

Athletic Training Education	B.S. in Athletic Training Education
Communication Disorders	B.S. in Education
Counseling & Education Psychology	M.A.
Counseling & Guidance	M.A.
Counseling Psychology	Ed. Sp., Ph.D.
Curriculum & Instruction	Ed. Sp., Ed.D., Ph.D.
Dance	B.A. in Dance
Early Childhood Education	B.S. in Education
Education	M.A.
Education Paraprofessional	Associate in Education Paraprofessional
Educational Administration	M.A., Ed. Sp., Ed.D., Ph.D.
Elementary Education	B.S. in Education
Kinesiology	B.S. in Kinesiology
Master of Arts in Teaching	M.A.T.
Secondary Education	B.S. in Education
Special Education	B.S. in Education



## New Mexico State University

### Majors & Degrees Offered (continued)

#### College of Engineering

Chemical Engineering	B.S. in Chemical Engineering, M.S. in Chemical Engineering
Civil Engineering	B.S. in Civil Engineering, M.S. in Civil Engineering
Electrical Engineering	B.S. in Electrical Engineering, M.S. in Electrical Engineering
Engineering, General	Ph.D. (Specializations in Chemical, Civil, Electrical, Industrial and Mechanical Engineering)
Engineering Physics	B.S. in Engineering Physics
Engineering Technology	B.S. in Engineering Technology
Environmental Engineering	M.S. in Environmental Engineering
Industrial Engineering	B.S. in Industrial Engineering, M.S. in Industrial Engineering
Information & Communication Technology	Bachelor of Information & Communication Technology
Mechanical Engineering	B.S. in Mechanical Engineering, M.S. in Mechanical Engineering
Surveying Engineering	B.S. in Surveying Engineering

#### College of Health & Social Services

Community Health	Bachelor of Community Health, Master of Public Health
Environmental & Occupational Health	B.S. in Environmental & Occupational Health
Human & Community Services	B.S. in Human & Community Services
Nursing	B.S. in Nursing, M.S. in Nursing
Social Work	Bachelor of Social Work, Master of Social Work

#### Graduate School

Agricultural Economics & Economics (Interdisciplinary)	M.S.
Interdisciplinary Doctorate	Ph.D.
Molecular Biology (Interdisciplinary)	M.S., Ph.D.

New Mexico State University

**Trends in Degrees Awarded  
Main Campus – Academic Years 1993-1994 – 2003-2004**

<i>Year</i>	<i>Bachelor's</i>	<i>Master's</i>	<i>Education Specialist</i>	<i>Doctorate</i>	<i>Total</i>
1992-1993	1,775	667	0	62	2,504
1993-1994	1,848	691	0	66	2,605
1994-1995	1,918	660	0	75	2,653
1995-1996	1,947	655	1	82	2,685
1996-1997	1,720	695	2	97	2,514
1997-1998	1,865	639	1	95	2,600
1998-1999	1,719	609	3	82	2,413
1999-2000	1,830	592	4	76	2,502
2000-2001	1,827	551	3	79	2,460
2001-2002	1,897	595	2	77	2,571
2002-2003	1,927	565	4	75	2,571
2003-2004	2,012	750	3	78	2,843

Source: IPEDS, IRP Degree Reports.

**Trends in Degrees Awarded by Race/Ethnicity  
Main Campus – Academic Years 1993-1994, 1998-1999, 2003-2004**

<i>Ethnicity</i>	<i>--- 1993-1994 ---</i>			<i>--- 1998-1999 ---</i>				<i>--- 2003-2004 ---</i>			
	<i>B</i>	<i>M</i>	<i>D</i>	<i>B</i>	<i>M</i>	<i>Ed.S.</i>	<i>D</i>	<i>B</i>	<i>M</i>	<i>Ed.S.</i>	<i>D</i>
<i>American Indian or Alaskan Native</i>	50	16	0	61	4	0	1	48	13	0	0
<i>Asian or Pacific Islander</i>	15	6	0	26	7	0	0	32	10	0	1
<i>Black, non-Hispanic</i>	26	13	1	32	14	0	0	55	20	0	0
<i>Hispanic</i>	507	93	6	588	132	0	4	902	202	0	14
<i>White/Other</i>	1,250	563	59	1,012	452	3	77	975	505	3	63
<b><i>Total</i></b>	<b>1,848</b>	<b>691</b>	<b>66</b>	<b>1,719</b>	<b>609</b>	<b>3</b>	<b>82</b>	<b>2,012</b>	<b>750</b>	<b>3</b>	<b>78</b>

Source: IRP Historical Information & IPEDS Reports, IRP Degree Reports.

## New Mexico State University

### Number of Baccalaureate Degrees Awarded by Major Academic Year 2003-2004

Accounting	64	Geography	11
Agricultural & Extension Education	14	Geological Engineering	1
Agricultural Biology	4	Geology	2
Agricultural Economics/Agricultural Business	35	Government	34
Animal Science	40	History	20
Anthropology	22	Horticulture	7
Art	3	Hotel, Restaurant & Tourism Management	80
Athletic Training Education	12	Human & Community Services	5
Biochemistry	19	Human Nutrition & Food Science	14
Biology	57	Industrial Engineering	20
Business Computer Systems	56	Interdisciplinary Program	1
Chemical Engineering	18	International Business	15
Chemistry	9	Journalism & Mass Communications	62
City & Regional Planning	4	Management	65
Civil Engineering	47	Marketing	82
Clothing, Textiles & Fashion Merchandising	15	Mathematics	8
Communication Disorders	11	Mechanical Engineering	37
Communication Studies	31	Microbiology	18
Community Health	26	Music	5
Computer Science	37	Music Education	18
Criminal Justice	98	Nursing	70
Dance	1	Philosophy	9
Economics	14	Physical Education	10
Electrical Engineering	53	Physics	5
Elementary Education	153	Psychology	58
Engineering Physics	1	Range Science	8
Engineering Technology	58	Secondary Education	40
English	28	Social Work	44
Environmental & Occupational Health	4	Sociology	11
Environmental Science	3	Soil Science	2
Family & Child Science	55	Special Education	1
Family & Consumer Sciences Education	8	Studio Art	29
Finance	77	Surveying Engineering	9
Foreign Languages	75	Theater Arts	12
General Agriculture	1	Wildlife Science	19
General Business	27	<b>Total Baccalaureates</b>	<b>2,012</b>

## New Mexico State University

### Number of Advanced Degrees Awarded by Major Academic Year 2003-2004

#### Master's Degrees

Accounting	14	Experimental Statistics	5
Agricultural & Extension Education	11	Family & Child Sciences	17
Agricultural Biology	5	General Agriculture	8
Agricultural Economics	4	Geography	5
Agronomy	3	Geology	4
Animal Science	6	Government	4
Anthropology	9	History	9
Astronomy	5	Horticulture	3
Biology	11	Industrial Engineering	32
Business Administration	59	Mathematics	9
Chemical Engineering	3	Mechanical Engineering	15
Chemistry	3	Molecular Biology	5
Civil Engineering	6	Music	9
Communication Studies	7	Nursing	8
Computer Science	17	Physics	6
Counseling & Guidance	14	Psychology	9
Creative Writing	12	Public Administration	6
Criminal Justice	18	Public Health	7
Economics	6	Range Science	4
Education	163	Social Work	62
Educational Administration	58	Sociology	4
Electrical Engineering	45	Spanish	12
English	13	Studio Art	7
Environmental Engineering	1	Wildlife Science	7
		<b>Total Master's</b>	<b>750</b>

#### Specialist's in Education Degree

Curriculum & Instruction	1	School Psychology	1
Educational Administration	1	<b>Total Specialist's in Education</b>	<b>3</b>

#### Doctorate's Degree

Agronomy	3	Electrical Engineering	2
Animal Science	1	Industrial Engineering	4
Astronomy	3	Interdisciplinary	2
Biology	6	Mathematics	3
Business Administration	3	Molecular Biology	3
Chemical Engineering	2	Physics	4
Chemistry	3	Psychology	4
Computer Science	1	Range Science	1
Counseling Psychology	6	Rhetoric & Professional Communication	6
Curriculum & Instruction	10	<b>Total Doctorate's</b>	<b>78</b>
Educational Administration	11		

New Mexico State University

**Number of Degrees Awarded by Sex  
Academic Years 1993-1994 -- 2003-2004**

Year	<i>Bachelor's</i>			<i>Master's</i>			<i>Doctorate</i>		
	Men	Women	Total	Men	Women	Total	Men	Women	Total
1993-1994	908	940	1,848	378	313	691	47	19	66
1994-1995	979	939	1,918	313	347	660	51	24	75
1995-1996	975	972	1,947	321	334	655	55	27	82
1996-1997	860	860	1,720	352	343	695	60	37	97
1997-1998	914	951	1,865	291	348	639	65	30	95
1998-1999	795	924	1,719	254	355	609	52	30	82
1999-2000	874	956	1,830	261	331	592	48	28	76
2000-2001	852	975	1,827	259	292	551	50	29	79
2001-2002	818	1,079	1,897	258	337	595	45	32	77
2002-2003	842	1,085	1,927	262	303	565	47	28	75
2003-2004	854	1,158	2,012	305	445	750	47	31	78

Source: IRP Historical Information & IPEDS Reports, IRP Degree Reports.

New Mexico State University

**Employee Headcount & FTE by Classification \***  
**Main Campus – Fall 2004**

<b>Classification</b>	<b>Headcount</b>	<b>FTE</b>
Faculty	1,065	916
Professional	1,442	1,378
Classified	1,671	1,567
Student	2,802	1,348
<b>Total</b>	<b>6,980</b>	<b>5,209</b>

\* Includes regular, temporary and occasional employees.

Source: Employee Headcount Summary Report (September 2004).

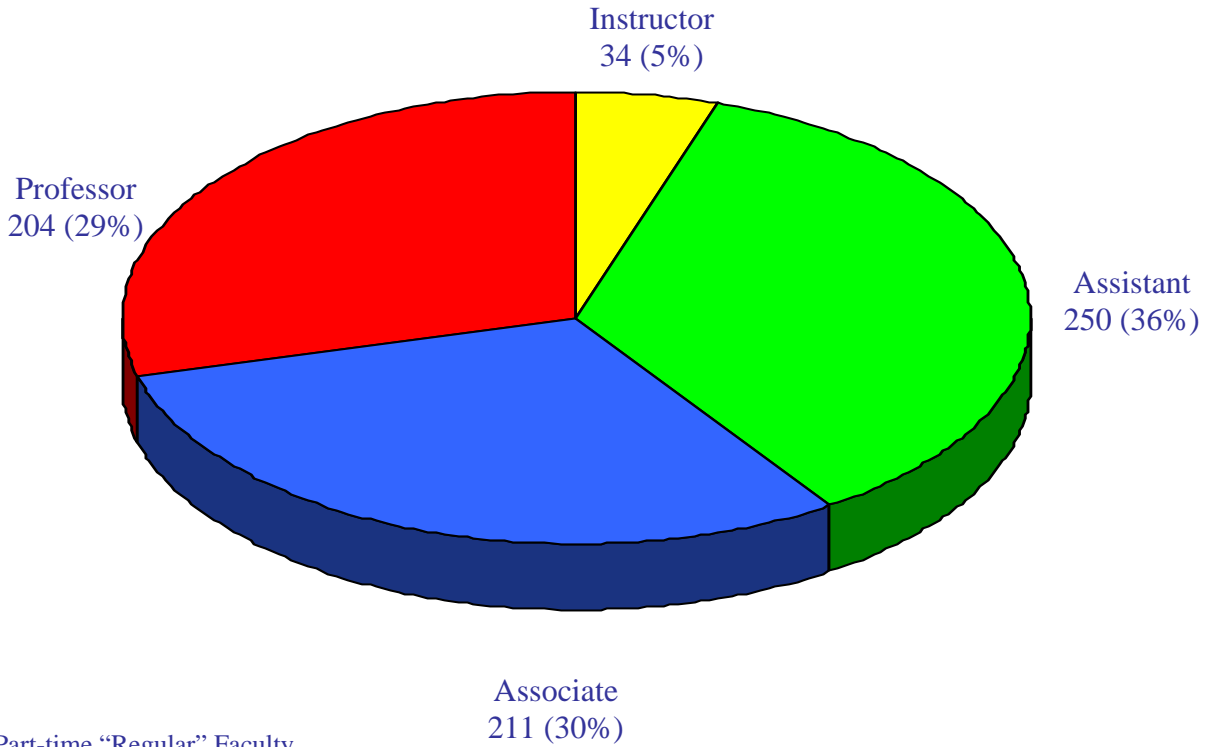
New Mexico State University

Regular Faculty Distribution by Academic Rank and College/Library  
Main Campus – Fall 2004

College	Professor	Associate	Assistant	Instructor	Total
Agriculture & Home Economics	44	19	37	3	103
Arts & Sciences	84	89	117	16	306
Business Administration & Economics	26	29	21	0	76
Education	17	17	30	6	70
Engineering	26	33	20	0	79
Health & Social Services	6	13	16	9	44
Library	1	11	9	0	21
<b>Total</b>	204	211	250	34	699

Source: ODYSSEY Data Warehouse.

Regular Faculty Distribution by Academic Rank  
Main Campus – Fall 2004

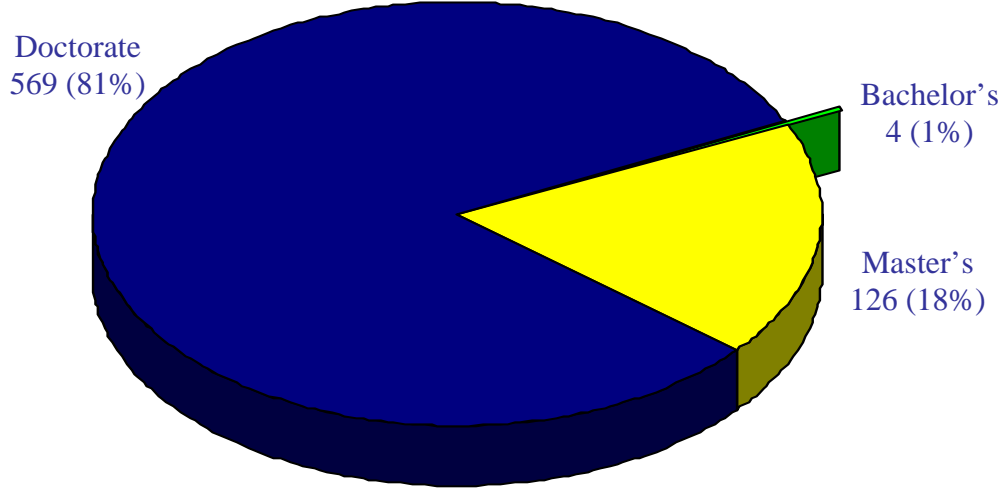


Full-time & Part-time “Regular” Faculty.  
N = 699 (includes Library Faculty).  
Source: ODYSSEY Data Warehouse.

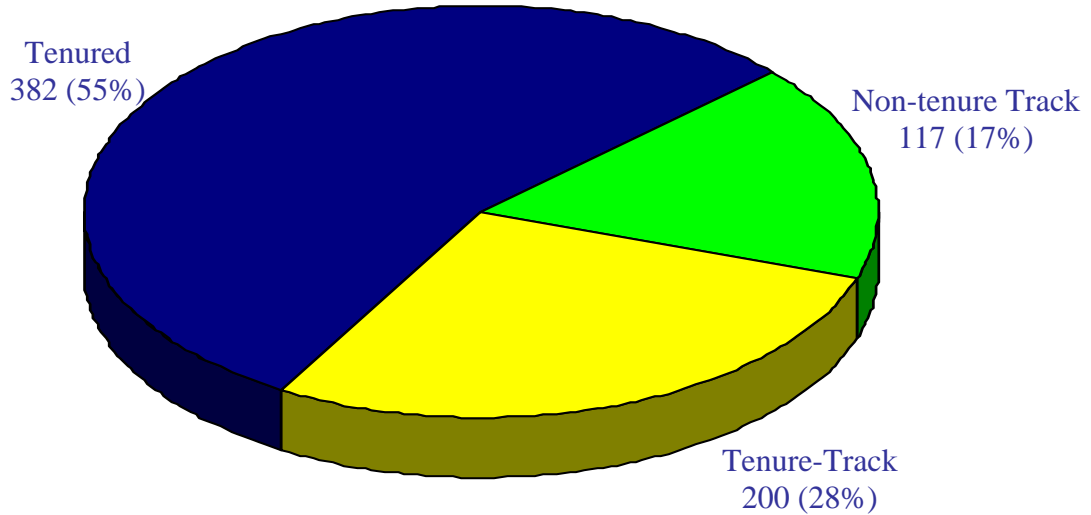
New Mexico State University

Regular Faculty Distribution by Level of Degree and Tenure Status  
Main Campus – Fall 2004

**Earned Degrees**



**Tenure Status**



Full-time & Part time "Regular" Faculty.  
N = 699 (includes Library Faculty).

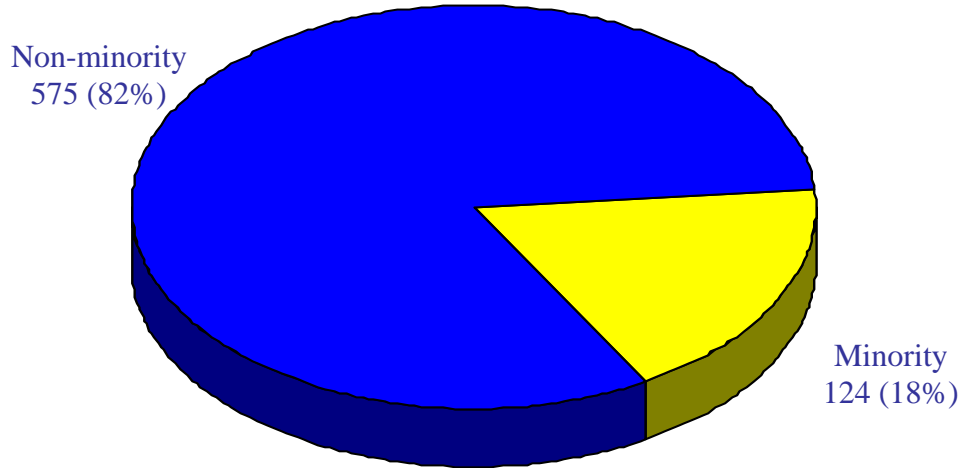
Source: ODYSSEY Data Warehouse.



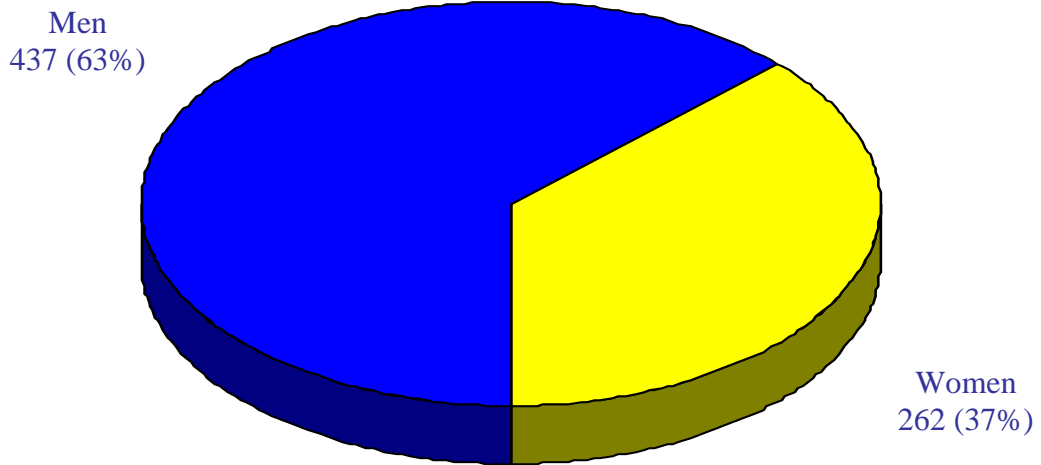
New Mexico State University

Regular Faculty Distribution by Race/Ethnicity and Sex  
Main Campus – Fall 2004

**Distribution by Race/Ethnicity**



**Distribution by Sex**



Full-time & Part-time “Regular” Faculty.  
N = 699 (includes Library Faculty).

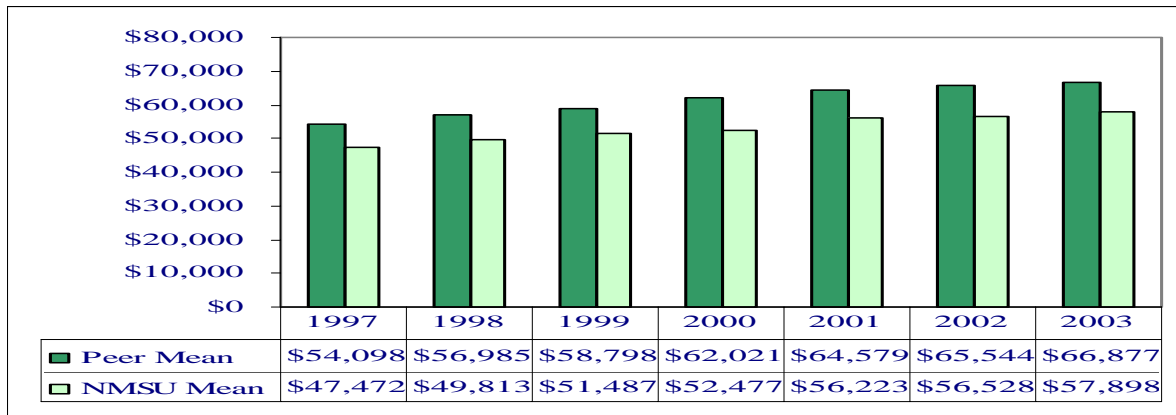
Source: ODYSSEY Data Warehouse.

**New Mexico State University**  
**Historical Comparison of Faculty Salaries with NMSU's Peer Group**

<i>Professors</i>					<i>Associates</i>			
Year	NMSU Mean Salary	Peer Mean Salary	NMSU Diff Salary	NMSU as % of PG Mean	NMSU Mean Salary	Peer Mean Salary	NMSU Diff Salary	NMSU as % of PG Mean
1992	\$50,800	\$57,719	(\$ 6,919)	88.0%	\$42,300	\$43,444	(\$ 1,144)	97.4%
1993	\$52,400	\$59,531	(\$ 7,131)	88.0%	\$43,300	\$44,544	(\$ 1,244)	97.2%
1994	\$55,000	\$61,544	(\$ 6,544)	89.4%	\$45,100	\$46,088	(\$ 988)	97.9%
1995	\$56,350	\$63,895	(\$ 7,545)	88.2%	\$46,325	\$47,690	(\$ 1,365)	97.1%
1996	\$56,403	\$65,806	(\$ 9,403)	85.7%	\$46,842	\$49,288	(\$ 2,446)	95.0%
1997	\$57,100	\$68,163	(\$11,063)	83.8%	\$47,000	\$51,156	(\$ 4,156)	91.9%
1998	\$59,200	\$70,850	(\$11,650)	83.6%	\$48,300	\$53,119	(\$ 4,819)	90.9%
1999	\$62,100	\$73,781	(\$11,681)	84.2%	\$49,700	\$55,250	(\$ 5,550)	89.9%
2000	\$63,500	\$77,613	(\$14,113)	81.8%	\$50,500	\$58,213	(\$ 7,713)	86.8%
2001	\$66,600	\$81,294	(\$14,694)	81.9%	\$54,600	\$60,663	(\$ 6,063)	90.0%
2002	\$67,100	\$83,219	(\$16,119)	80.6%	\$55,800	\$61,956	(\$ 6,156)	90.0%
2003	\$68,800	\$85,328	(\$16,438)	80.7%	\$57,300	\$63,269	(\$ 5,969)	90.6%
<i>Assistants</i>					<i>All</i>			
Year	NMSU Mean Salary	Peer Mean Salary	NMSU Diff Salary	NMSU as % of PG Mean	NMSU Mean Salary	Peer Mean Salary	NMSU Diff Salary	NMSU as % of PG Mean
1992	\$34,500	\$37,700	(\$ 3,200)	91.5%	\$42,501	\$46,373	(\$ 3,872)	91.7%
1993	\$36,000	\$38,938	(\$ 2,938)	92.5%	\$44,021	\$47,957	(\$ 3,936)	91.8%
1994	\$37,600	\$40,219	(\$ 2,619)	93.5%	\$45,939	\$49,441	(\$ 3,502)	92.9%
1995	\$38,356	\$41,427	(\$ 3,071)	92.6%	\$47,002	\$51,131	(\$ 4,129)	92.0%
1996	\$38,664	\$42,513	(\$ 3,849)	91.0%	\$47,260	\$52,590	(\$ 5,330)	89.9%
1997	\$39,100	\$43,813	(\$ 4,713)	89.2%	\$47,472	\$54,098	(\$ 6,626)	87.8%
1998	\$40,800	\$45,369	(\$ 4,569)	89.9%	\$49,813	\$56,985	(\$ 7,172)	87.4%
1999	\$42,500	\$47,325	(\$ 4,825)	89.8%	\$51,487	\$58,798	(\$ 7,310)	87.6%
2000	\$43,700	\$50,756	(\$ 7,056)	86.1%	\$52,477	\$62,021	(\$ 9,544)	84.6%
2001	\$47,600	\$52,094	(\$ 4,494)	91.4%	\$56,223	\$64,579	(\$ 8,356)	87.1%
2002	\$48,200	\$53,769	(\$ 5,569)	89.6%	\$56,528	\$65,544	(\$ 9,017)	86.2%
2003	\$49,500	\$54,981	(\$ 5,481)	90.0%	\$57,898	\$66,877	(\$ 8,979)	86.6%

Source: IRP & AAUP – Full-time Instructional Faculty Salary Survey.

**Historical Comparison of Faculty Salaries with NMSU's Peer Group (1997-2003)**

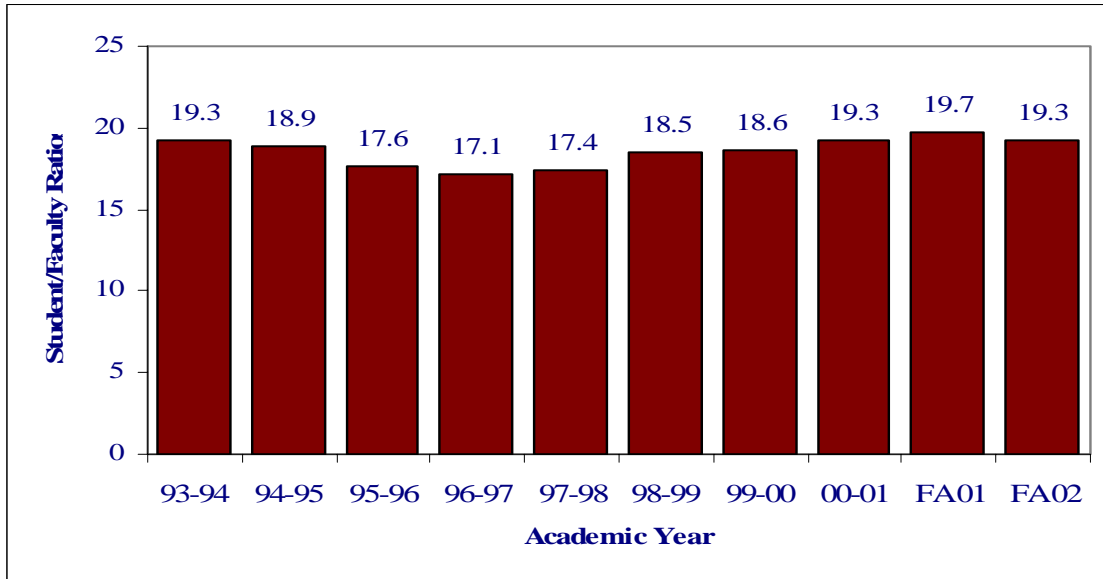


NMSU Diff from Peer Mean	(\$6,626)	(\$7,172)	(\$7,172)	(\$9,544)	(\$8,356)	(\$9,017)	(\$8,979)
NMSU as % of Peer Mean	87.8%	87.4%	87.6%	84.6%	87.1%	86.2%	86.6%

Source: IRP & AAUP Annual Survey of Faculty Compensation.

New Mexico State University  
Trends in Student/Faculty Ratios  
Main Campus – Academic Years 1993-1994 – 2002-2003

*Fall 2003 not available at this time*



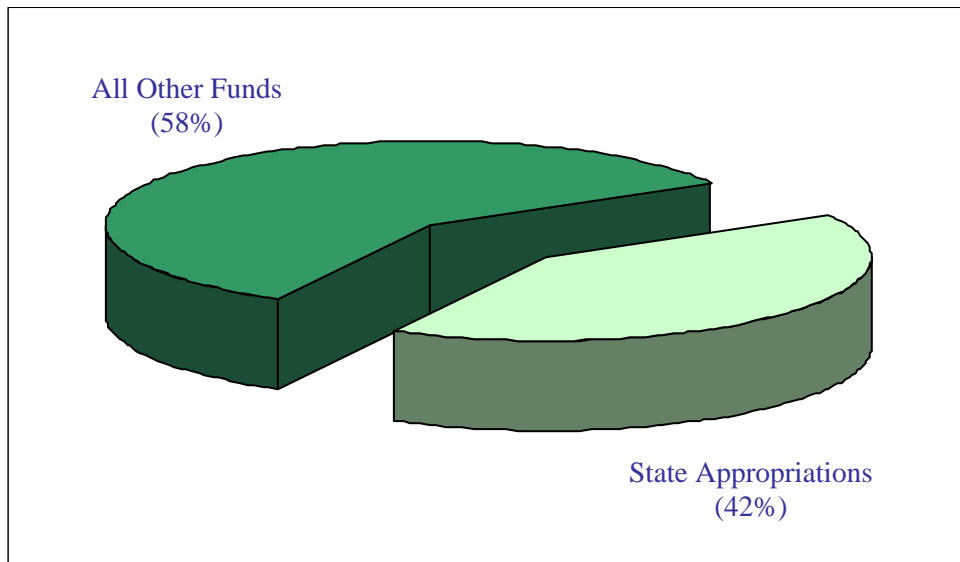
Source: IRP Academic Year Summary Report.

# New Mexico State University

## Budget & Finance

As a public institution, New Mexico State University is funded, in part, through an appropriation by the New Mexico legislature and the governor. The state budget approval process authorizes general fund appropriations as well as overall expenditure levels. General fund appropriations for Instruction and General (I & G) are largely the result of a workload-based funding formula and are made as one lump-sum appropriation to each campus. In addition, line-item appropriations provide partial support for a number of research and public service activities of the university. The state also appropriates funds to New Mexico State University on a project-by-project basis for capital improvements.

### Total Budgeted Current Funds Revenue Main & Branch Campuses – Fiscal Year 2004-2005

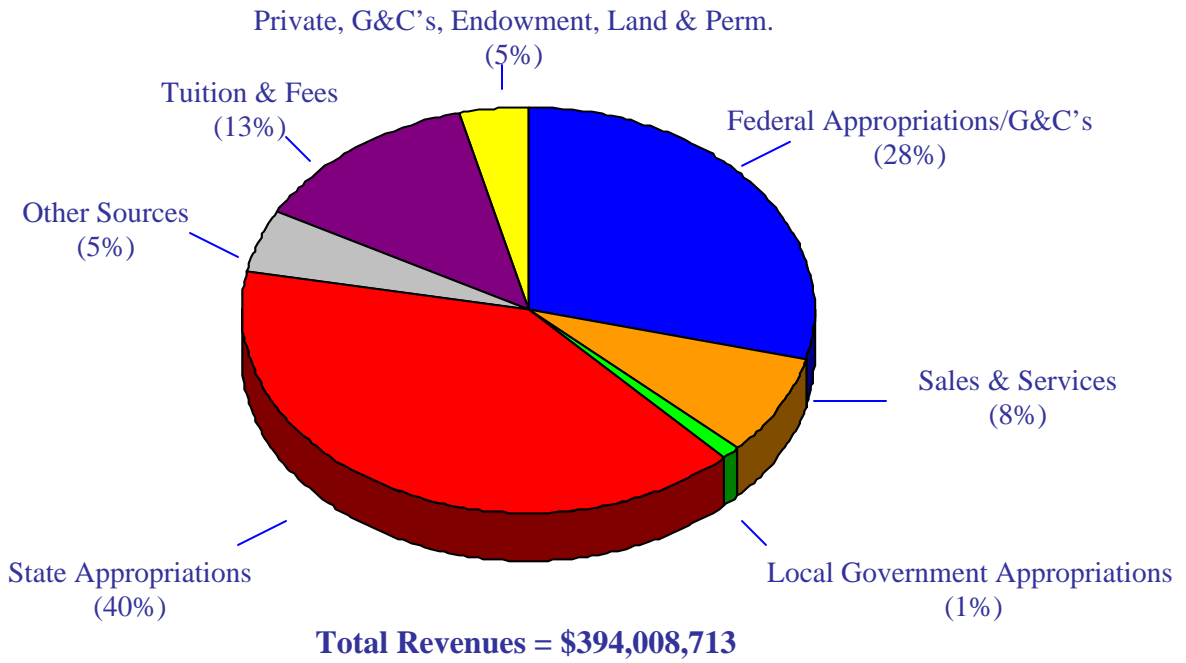


**Total Revenues = \$450.8M**

Source: NMSU Business Office.

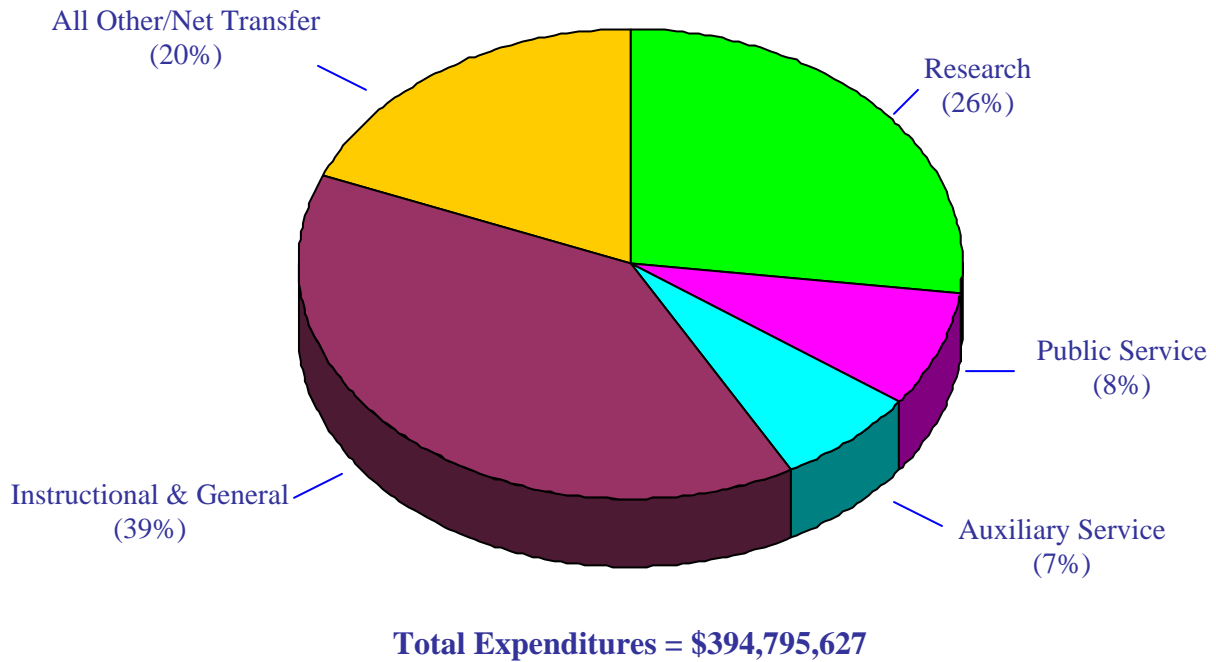
New Mexico State University

**Total Budgeted Current Funds Revenue  
Main Campus – Fiscal Year 2004-2005**



---

**Total Budgeted Current Fund Expenditures  
Main Campus – Fiscal Year 2004-2005**

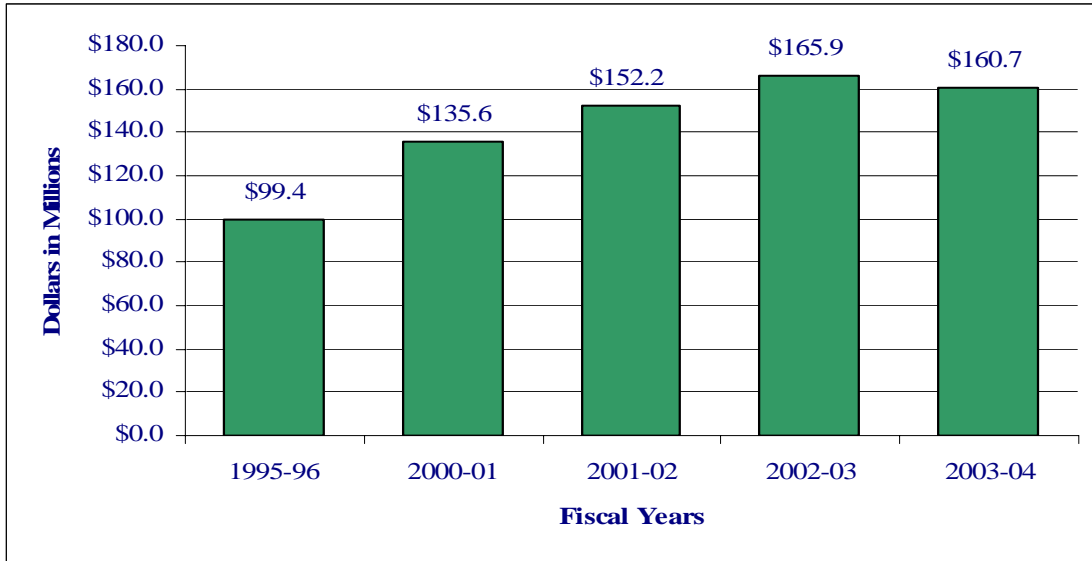


Source: NMSU Business Office.

New Mexico State University

Total Sponsored Program Expenditures

\$ in Millions



Source: NMSU Business Office.

Academic Year Student Tuition and Required Fees Trends  
Main Campus

Year	Undergraduate		Graduate	
	Resident	Non-Resident	Resident	Non-Resident
1993-1994	\$1,824	\$6,024	\$1,944	\$6,144
1994-1995	\$1,980	\$6,432	\$2,100	\$6,552
1995-1996	\$2,088	\$6,798	\$2,232	\$6,966
1996-1997	\$2,196	\$7,152	\$2,352	\$7,344
1997-1998	\$2,196	\$7,152	\$2,352	\$7,344
1998-1999	\$2,346	\$7,650	\$2,514	\$7,848
1999-2000	\$2,502	\$8,166	\$2,682	\$8,376
2000-2001	\$2,790	\$9,162	\$2,994	\$9,402
2001-2002	\$3,006	\$10,014	\$3,234	\$10,278
2002-2003	\$3,216	\$10,788	\$3,456	\$11,076
2003-2004	\$3,372	\$11,250	\$3,624	\$11,550
2004-2005	\$3,666	\$12,210	\$3,936	\$12,534

Source: NMSU Schedule of Costs.

## New Mexico State University

### Tuition & Fees for 2004-2005 Compared with Peer Institutions Undergraduate Rates for Academic Year

<i>Institution</i>	<i>Resident</i>	<i>Non-resident</i>
Clemson University-Clemson, South Carolina	\$7,840	\$16,404
University of Missouri-Columbia	\$7,100	\$16,547
Texas A&M University-College Station	\$5,955	\$13,695
Virginia Polytechnic Institute & State University-Blacksburg	\$5,838	\$16,581
Washington State University-Pullman	\$5,628	\$14,046
Iowa State University-Ames	\$5,426	\$15,128
Oregon State University-Corvallis	\$5,319	\$17,667
University of Arkansas-Fayetteville	\$5,135	\$12,425
University of Tennessee-Knoxville	\$4,748	\$14,528
Kansas State University-Manhattan	\$4,665	\$13,425
Louisiana State University-Baton Rouge	\$4,226	\$11,026
University of Arizona-Tucson	\$4,098	\$13,078
Oklahoma State University-Stillwater	\$4,071	\$11,361
Colorado State University-Fort Collins	\$3,790	\$14,377
<b>New Mexico State University</b>	<b>\$3,666</b>	<b>\$12,210</b>
Utah State University-Logan	\$3,374	\$ 9,702
University of Wyoming-Laramie	\$2,721	\$ 7,545
Peer Average without NMSU	\$4,996	\$13,596
NMSU as % of Peer Average	77%	90%

Source: IPEDS Peer Analysis System.

## **New Mexico State University**

### **Research**

Since its founding as New Mexico's land-grant college in 1888, New Mexico State University has encouraged and supported creative scholarly activity of its faculty and students. New Mexico State University is among the top 100 colleges and universities in research and development in the nation. Most early research followed mandates of the founding legislation of land-grant colleges by generating knowledge useful in agriculture and engineering. Over time, however, research has expanded from this focus on applied natural sciences to include all disciplines of the university. Today, creative scholarly activity leads to basic scientific discoveries as well as practical applications emanating from the natural and social sciences, arts, humanities, business, and health sciences. This creative activity enriches academic programs for students, provides training and employment opportunities, and attracts externally funded support to enhance university facilities.

---



## New Mexico State University

### Special Classifications/Rankings

#### Special Classification:

- **Carnegie – Doctoral/Research Universities – Extensive:**
  - > the top 151 of 3,941 institutions ranked
  - > 50 Ph.D.s awarded annually across at least 15 disciplines
- **Listed as an Hispanic-Serving Institution by the U.S. Department of Education**

#### Rankings for FY2001\*

○ Total R&D expenditures at universities and colleges	114
○ Federally financed R&D expenditures at universities and colleges	95
○ Federally financed R&D expenditures at public institutions	79
○ Federally financed R&D expenditures in science and engineering at public institutions	62
○ Total R&D expenditures in engineering at universities and colleges	21
○ Federally financed R&D expenditures in engineering at universities and colleges	15
○ Total R&D expenditures in agricultural sciences at universities and colleges	40
○ Total R&D expenditures in computer sciences at universities and colleges	57
○ Federally financed R&D expenditures in the environmental sciences at universities and colleges	79
○ Federally financed R&D expenditures in the physical sciences at universities and colleges	86

\* Most recent statistics available from the National Science Foundation. 601 institutions were surveyed.

Source: Office of the Vice Provost for Research.

## New Mexico State University

### Research Expenditures as a Percent of Total E & G Expenditures NMSU and Comparable Regional Universities

*Fall 2003 not available at this time*

Carnegie Research Category	Research Expenditures	FY 2001	
		E & G Expenditures	Research as % of E & G
* Oregon State University**	\$124,675,665	\$392,686,640	31.7%
* <b>New Mexico State University</b>	<b>83,148,918</b>	<b>274,133,782</b>	<b>30.3%</b>
* University of Arizona**	248,055,796	873,243,053	28.4%
* Louisiana State University**	144,292,555	521,016,980	27.7%
* Utah State University	92,298,557	334,505,730	27.6%
* University of New Mexico**	140,881,434	543,247,988	25.9%
* Kansas State University**	88,712,797	343,310,092	25.8%
* Texas A & M University**	259,652,610	1,024,483,817	25.3%
* Colorado State University**	110,906,000	440,963,845	25.2%
* Iowa State University**	142,358,543	587,896,986	24.2%
* University of Arkansas	76,528,063	346,033,000	22.1%
* University of Missouri	123,515,812	614,024,785	20.1%
* Oklahoma State University**	69,506,490	354,110,511	19.6%
* Washington State University**	79,244,561	464,249,729	17.1%
* University of Wyoming	32,475,932	221,865,684	14.6%

\* Doctoral/Research Universities-Extensive.

\*\* Universities with medical or veterinary schools included in reporting.

Source: IPEDS Finance Survey FY 2002.

## New Mexico State University

### Academic Centers and Research Institutes

**Agriculture Experiment Station** conducts basic and applied research supporting agriculture, natural resources management, environmental quality, and improved quality of life.

**Arts and Sciences Research Center** assists the faculty of the College of Arts and Sciences in the conduct of their research and in securing outside funding for research activities.

**Bureau for Business Research and Services** provides business and economic research services to the public and private sectors of the state, region, and country and management services to business organizations and associations, government agencies and the public.

**Educational Research Center** provides support to the faculty and departments in the College of Education in identifying, procuring, coordinating, and monitoring all external funding. The center also coordinates the college's off-campus program.

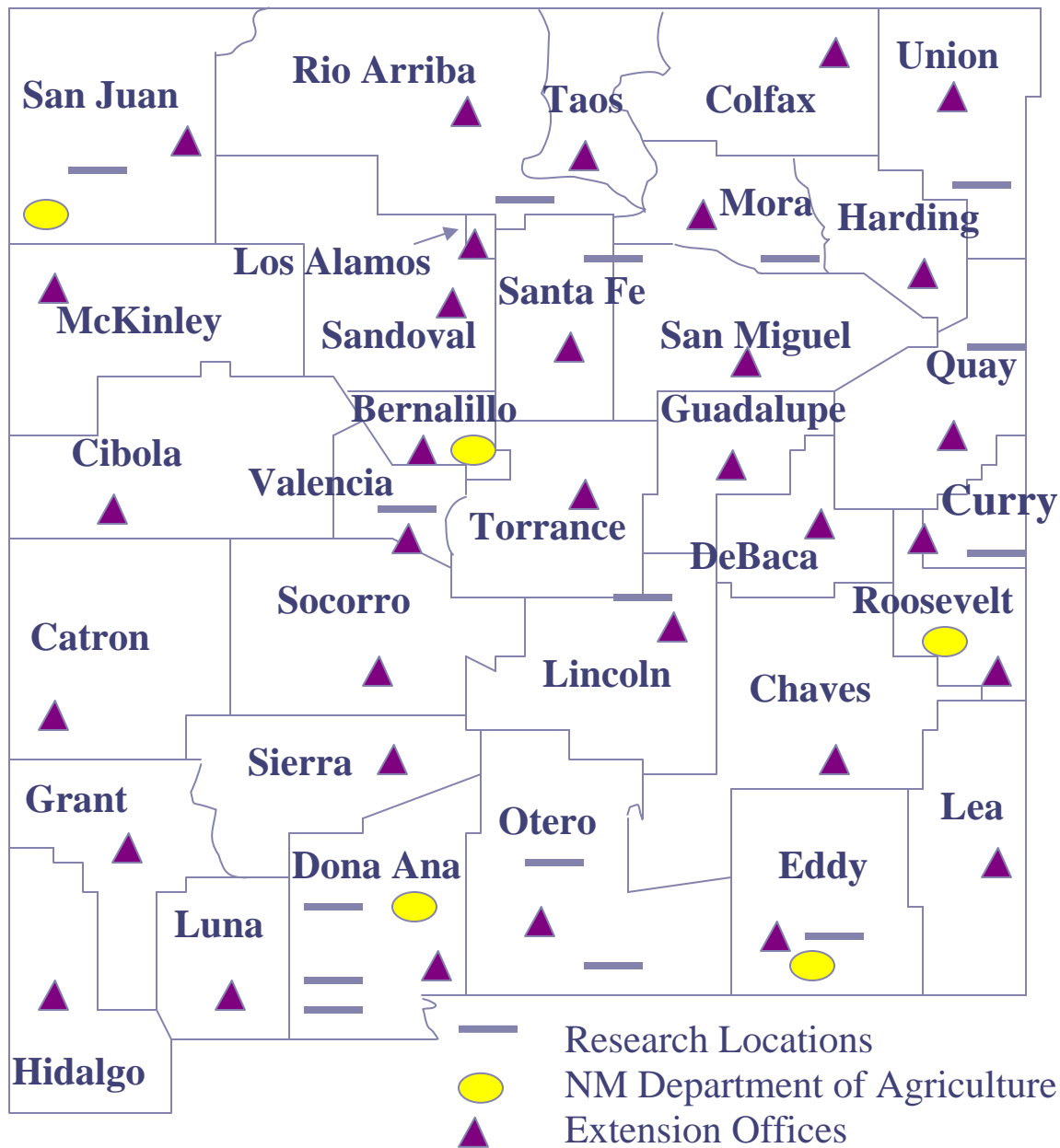
**Engineering Research Center** provides leadership and assistance to College of Engineering faculty and departments actively engaged in research.

**Health and Social Services Research Center** provides assistance to the faculty and departments in the College of Health and Social Services in the conduct of scientific research and professional training.

**Physical Science Laboratory**, a nonprofit research and development arm of NMSU, provides a wide variety of research and development services to support defense and space activities around the world.

**Water Resources Research Institute's** overall mission is to develop and disseminate knowledge that will assist the state and nation in solving water problems.

Impact on  
State of  
New  
Mexico



## **New Mexico State University**

### **International & U.S.-Mexico Border Programs**

International Programs at New Mexico State University was established in 1972 as the Center for International Programs with the goal of coordinating NMSU's international programs, activities and services. In 2002 the Center was renamed as the Office of Vice Provost for International and U.S.-Mexico Border Programs and known as International Programs. The name change signified two very important concepts, one being the elevation of importance of international activities/programs and the internationalization of NMSU and the second focusing more specifically on the importance of the U.S.-Mexico border. International Programs' mission is to lead NMSU in the development, implementation and evaluation of policies, programs, and services that incorporate an international dimension into the teaching, research, and service functions of the university. Some of the programs and services which International Programs offers are: admission of foreign students; support services for international students including immigration services; foreign scholar (J-1) visa services; community outreach programs; international education programs and services including study abroad; training; technical assistance, and cooperative programs and services; and coordination and development of U.S.-Mexico Border programs.

---

### **University Advancement**

University Advancement comprises the offices of Alumni Relations, Development, Advancement Services, University Communications and the New Mexico State University Foundation. These departments are the critical link to our alumni, community, state and the world. Details on giving and methods of making a gift can be found via the web at: <http://www.nmsu.edu/advance>

Aggie Alumni are linked around the globe with more than 50 chapters in 16 U.S. states, Yemen, Brazil and Mexico. The International Board of Directors and the Executive Council set goals and policy for the Association. They encourage alums to recruit students, promote active involvement on university boards and committees and foster mentoring/networking opportunities for alums with current and prospective students.

Private philanthropy is the margin of excellence needed to continue the university's unique position as a doctoral research land grant institution. Gifts are requested from alumni, individuals and friends of the university, foundations, corporations and through partnerships with for-profit entities. Givers make their gifts through the New Mexico State University Foundation, a separate, non-profit entity managed by a volunteer board of directors. The overall endowment is in excess of \$100 million dollars. Gifts are made to the Foundation in the form of cash, securities, real estate, tangible personal property, paid up life insurance, bequests, trusts or retirement plans and gifts in kind.

The Advancement Services area maintains the alumni and friends database records. They provide the accounting, receipting and reporting for charitable gifts to the university and the Foundation. As the "institutional memory" for our alumni, this office serves our alumni, colleges and departments on campus and wherever Aggies live and work.

University Communications is responsible for informing people inside and outside the institution about activities that advance NMSU teaching, research and public service. Our efforts are aimed at creating a strong, positive image for New Mexico State University and building the university's reputation. The office produces marketing and recruitment materials, creates print and on-line publications, provides photography services and manages the top levels of the university Web Site. University Communications also provides leadership for university-wide brand identity initiatives and graphic standards.

# New Mexico State University

## Branch Community Colleges

Alamogordo Branch Community College

Doña Ana Branch Community College

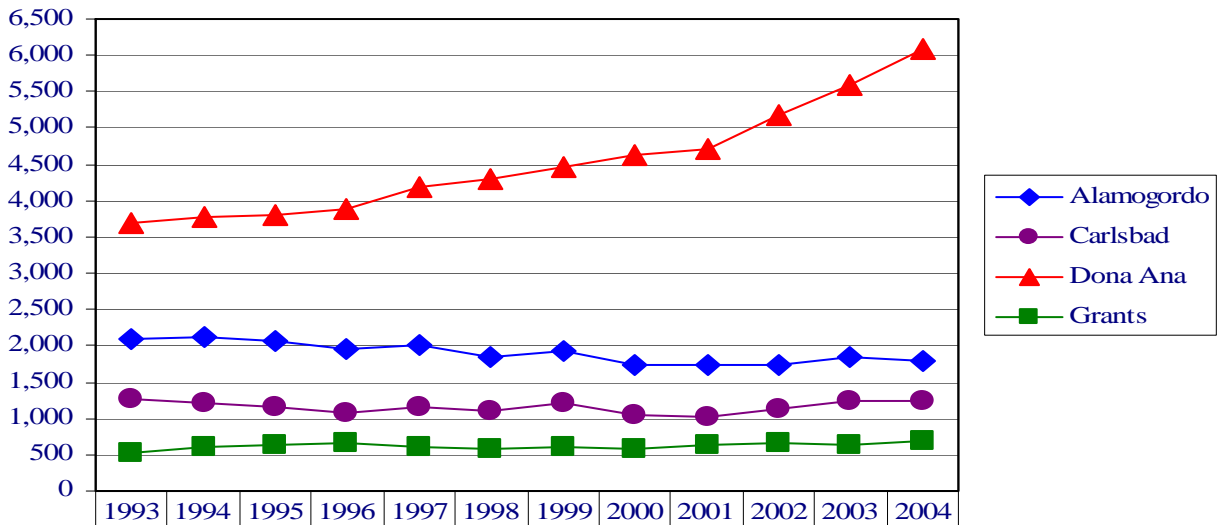
Carlsbad Branch Community College

Grants Branch Community College

The branch community colleges are designed to help local citizens achieve their personal educational goals and to meet the job training needs of local business, industry, and government. The branch community colleges offer

- freshman and sophomore academic courses with credits that transfer to four-year colleges and universities,
- vocational-technical certificates and associate degree programs that provide students with basic job skills to enter the work force,
- adult basic education and developmental education to help students acquire basic skills in reading, English, and mathematics,
- noncredit community service and continuing programs for students seeking professional or personal enrichment.

### Branch Community College Headcount Enrollment Trends



—◆— Alamogordo	2,095	2,117	2,061	1,952	2,009	1,845	1,920	1,738	1,744	1,722	1,847	1,795
—●— Carlsbad	1,271	1,203	1,151	1,077	1,144	1,102	1,215	1,051	1,011	1,123	1,236	1,236
—▲— Dona Ana	3,687	3,768	3,788	3,883	4,196	4,299	4,471	4,640	4,717	5,178	5,587	6,083
—■— Grants	516	596	629	649	593	566	611	575	620	661	636	690

Source: IRP Historical Information, Regents Report.

**New Mexico State University**

**INSTITUTIONAL RESEARCH, PLANNING & OUTCOMES ASSESSMENT**

P.O. Box 30001, MSC 3004  
Las Cruces, NM 88003-8001

Telephone: (505) 646-1720  
FAX: (505) 646-6729  
E-mail: [irpoa@nmsu.edu](mailto:irpoa@nmsu.edu)  
WWW URL: [www.nmsu.edu/Research/iresearc](http://www.nmsu.edu/Research/iresearc)

**STAFF**

Director, Institutional Research & Planning:	Miriam Meyer
Associate Director, Institutional Research:	Judy Bosland
Associate Director, Planning & Outcomes Assessment:	Roberta Derlin
Project Leader:	Natalie Kellner
Programmer Analyst:	Leslie Starritt
Research Analyst:	Lilly Dominguez
Data Resources Coordinator:	Valerie Stuart
Records Technician:	Angie Vasquez