

Accessing IPEDS Surveys by Year

This file contains multiple years of the IPEDS survey. To avoid scrolling through all years, the Bookmarks feature will allow you to go to specific years.

- In [Google Chrome](#), the Bookmarks button is on the right side of the document toolbar (it appears under the browser toolbar). Select the year you would like to view.
- In [Microsoft Internet Explorer](#) if the Bookmarks pane is not already open, the Bookmarks button is in the document toolbar on the left side of the screen. Select the year you would like to view.
- In [Mozilla Firefox](#), the Bookmarks button is called Show Document Outline. To get to it, click the Toggle Sidebar button on the left side of the document toolbar (it appears under the browser toolbar). Then click the Show Document Outline button. Select the year you would like to view.

Graduation Rates 200 2009-10

Institution: New Mexico State University-Main Campus (188030)

User ID: 88g1911

200% completers (4 year institution)

For 4-year institutions, report on your 2001 cohort of bachelor's degree-seeking, full-time, first-time undergraduate students.

Data for this cohort were originally reported by your institution in the 2007-08 data collection.

Box for on-screen notes

	Graduation rates	
1 Revised cohort	2,051	
2 Exclusions within 150%	0	
3 Adjusted cohort 150%	2,051	
4 Number of students in the cohort who completed a bachelor's degree within 100% of normal time	250	12
5 Number of students in the cohort who completed a bachelor's degree within 150% of normal time	920	45
6 Additional exclusions	<input type="text"/>	
7 Adjusted cohort 200%	2,051	
8 Number of students in the cohort who completed a bachelor's degree September 1, 2007 through August 31, 2009	<input type="text" value="114"/>	
9 Total completers within 200% of normal time	1,034	50

You may use the space below to provide context for the data you've reported above. These context notes will be posted on the College Navigator website, and should be written to be understood by students and parents.

Explanation Report

There are no explanations for selected survey and institution

Print Form(s)

Go Back

Institution: New Mexico State University-Main Campus (188030)
User ID: 88g1911

Overview

Graduation Rates 200 Overview

The Graduation Rate 200 component of the IPEDS survey is a further extension of the traditional Graduation Rate component. GR200 carries over 100% and 150% graduation rate data from previous cohorts and requests any additional completers and exclusions between 150% and 200% of normal time to completion.

Data Reporting Reminders

The reporting of data for the 200% completion period is not cumulative. Respondents are asked to report data for the time period between 150% and 200% of normal time to completion only.

Resources:

To download the survey materials for this component: [Survey Materials](#)

To access your prior year data submission for this component: [Reported Data](#)


If you have questions about completing this survey, please contact the **IPEDS Help Desk at 1-877-225-2568**.

200% completers (4 year institution)

For 4-year institutions, report on your 2002 cohort of bachelor's degree-seeking, full-time, first-time undergraduate students.

Data for this cohort were originally reported by your institution in the 2008-09 data collection.

		Graduation rates
1 Revised cohort	1,977	
2 Exclusions within 150%	0	
3 Adjusted cohort 150%	1,977	
4 Number of students in the cohort who completed a bachelor's degree within 100% of normal time	257	13
5 Number of students in the cohort who completed a bachelor's degree within 150% of normal time	844	43
6 Additional exclusions	<input type="text"/>	
7 Adjusted cohort 200%	1,977	
8 Number of students in the cohort who completed a bachelor's degree September 1, 2008 through August 31, 2010	<input type="text" value="137"/>	
9 Total completers within 200% of normal time	981	50

 You may use the space below to provide context for the data you've reported above. These context notes will be posted on the College Navigator website, and should be written to be understood by students and parents.

200% completion numbers includes 24 students who graduated within 150% but whose degrees were not verified in the system prior to the date that the 150% rate was reported.

Summary**2010 IPEDS Graduation Rate 200% Component Data Summary**

IPEDS collects important information regarding your institution. All data reported in IPEDS survey components become available in the IPEDS Data Center and appear as aggregated data in various Department of Education reports. Additionally, some of the reported data appears specifically for your institution through the College Navigator website and is included in your institution's Data Feedback Report (DFR). The purpose of this summary is to provide you an opportunity to view some of the data that, when accepted through the IPEDS quality control process, will appear on the College Navigator website and/or your DFR. College Navigator is updated approximately three months after the data collection period closes and Data Feedback Reports will be available through the ExPT and sent to your institution's CEO in November 2011.

Please review your data for accuracy. If you have questions about the data displayed below after reviewing the data reported on the survey screens, please contact the IPEDS Help Desk at: 1-877-225-2568 or ipedshelp@rti.org.

Bachelor's degree graduation rates within 4 years, 6 years, and 8 years – Cohort year 2002	
4-year graduation rate	13%
6-year graduation rate	43%
8-year graduation rate	50%

Explanation Report

There are no explanations for selected survey and institution

Graduation Rates 200 2011-12

Institution: New Mexico State University-Main Campus (188030)

User ID: 88G1911

Overview

Graduation Rates 200 Overview

The Graduation Rate 200 component of the IPEDS survey is a further extension of the traditional Graduation Rate component. GR200 carries over 100% and 150% graduation rate data from previous cohorts and requests any additional completers and exclusions between 151% and 200% of normal time to completion.

Data Reporting Reminders

The reporting of data for the 200% completion period is not cumulative. Respondents are asked to report data for the time period between 151% and 200% of normal time to completion only.

Changes for 2011-12

An item has been added (Line 9) to collect the number of students still enrolled as of 200% of the normal time to completion of their program. This was added to provide additional information about the status of non-completers.

Resources:

To download the survey materials for this component: [Survey Materials](#)

To access your prior year data submission for this component: [Reported Data](#)


If you have questions about completing this survey, please contact the **IPEDS Help Desk at 1-877-225-2568**.

200% completers (4 year institution)

For 4-year institutions, report on your 2003 cohort of bachelor's degree-seeking, full-time, first-time undergraduate students.

Data for this cohort were originally reported by your institution in the 2009-10 data collection.

		Graduation rates
1 Revised cohort	2,016	
2 Exclusions within 150%	0	
3 Adjusted cohort 150%	2,016	
4 Number of students in the cohort who completed a bachelor's degree within 100% of normal time	257	13
5 Number of students in the cohort who completed a bachelor's degree within 150% of normal time	902	45
6 Additional exclusions (between 151% and 200% of normal time)	<input type="text" value="6"/>	
7 Adjusted cohort 200%	2,010	
8 Number of students in the cohort who completed a bachelor's degree September 1, 2009 through August 31, 2011	<input type="text" value="127"/>	
9 Still enrolled as of August 31, 2011	<input type="text" value="68"/>	
10 Total completers within 200% of normal time	1,029	51

 You may use the space below to provide context for the data you've reported above. These context notes will be posted on the College Navigator website, and should be written to be understood by students and parents.

Summary**2011 IPEDS Graduation Rate 200% Component Data Summary**

IPEDS collects important information regarding your institution. All data reported in IPEDS survey components become available in the IPEDS Data Center and appear as aggregated data in various Department of Education reports. Additionally, some of the reported data appears specifically for your institution through the College Navigator website and is included in your institution's Data Feedback Report (DFR). The purpose of this summary is to provide you an opportunity to view some of the data that, when accepted through the IPEDS quality control process, will appear on the College Navigator website and/or your DFR. College Navigator is updated approximately three months after the data collection period closes and Data Feedback Reports will be available through the ExPT and sent to your institution's CEO in November 2012.

Please review your data for accuracy. If you have questions about the data displayed below after reviewing the data reported on the survey screens, please contact the IPEDS Help Desk at: 1-877-225-2568 or ipedshelp@rti.org.

Bachelor's degree graduation rates within 4 years, 6 years, and 8 years – Cohort year 2003	
4-year graduation rate	13%
6-year graduation rate	45%
8-year graduation rate	51%

Edit Report

Graduation Rates 200

Institution: New Mexico State University-Main Campus (188030)

There are no errors for the selected survey and institution.

Institution: New Mexico State University-Main Campus (188030)
User ID: 88G1911

Overview

Graduation Rates 200 Overview

The Graduation Rate 200 component of the IPEDS survey is a further extension of the traditional Graduation Rate component. GR200 carries over 100% and 150% graduation rate data from previous cohorts and requests any additional completers and exclusions between 151% and 200% of normal time to completion.

Data Reporting Reminders

The reporting of data for the 200% completion period is not cumulative. Respondents are asked to report data for the time period between 151% and 200% of normal time to completion only.

Resources:

To download the survey materials for this component: [Survey Materials](#)

To access your prior year data submission for this component: [Reported Data](#)


If you have questions about completing this survey, please contact the **IPEDS Help Desk at 1-877-225-2568**.

200% completers (4 year institution)

For 4-year institutions, report on your 2004 cohort of bachelor's degree-seeking, full-time, first-time undergraduate students.

Data for this cohort were originally reported by your institution in the 2010-11 data collection.

		Graduation rates
1 Revised cohort	2,061	
2 Exclusions within 150%	0	
3 Adjusted cohort 150%	2,061	
4 Number of students in the cohort who completed a bachelor's degree within 100% of normal time	260	13
5 Number of students in the cohort who completed a bachelor's degree within 150% of normal time	922	45
6 Additional exclusions (between 151% and 200% of normal time)	<input type="text" value="3"/>	
7 Adjusted cohort 200%	2,058	
8 Number of students in the cohort who completed a bachelor's degree between 151% and 200% of normal time to completion.	<input type="text" value="77"/>	
9 Still enrolled as of 200% of normal time to completion.	<input type="text" value="69"/>	
10 Total completers within 200% of normal time	999	49

 **You may use the space below to provide context for the data you've reported above. These context notes will be posted on the College Navigator website, and should be written to be understood by students and parents.**

Prepared by

This survey component was prepared by:

<input checked="" type="radio"/> Keyholder	<input type="radio"/> SFA Contact	<input type="radio"/> HR Contact	<input type="radio"/> Finance Contact	<input type="radio"/> Other
--	-----------------------------------	----------------------------------	---------------------------------------	-----------------------------

Name:

Email:

How long did it take to prepare this survey component? hours minutes

The name of the preparer is being collected so that we can follow up with the appropriate person in the event that there are questions concerning the data. The Keyholder will be copied on all email correspondence to other preparers.

The time it took to prepare this component is being collected so that we can continue to improve our estimate of the reporting burden associated with IPEDS. Please include in your estimate the time it took for you to review instructions, query and search data sources, complete and review the component, and submit the data through the Data Collection System.

Thank you for your assistance.

Summary**2012 IPEDS Graduation Rate 200% Component Data Summary**

IPEDS collects important information regarding your institution. All data reported in IPEDS survey components become available in the IPEDS Data Center and appear as aggregated data in various Department of Education reports. Additionally, some of the reported data appears specifically for your institution through the College Navigator website and is included in your institution's Data Feedback Report (DFR). The purpose of this summary is to provide you an opportunity to view some of the data that, when accepted through the IPEDS quality control process, will appear on the College Navigator website and/or your DFR. College Navigator is updated approximately three months after the data collection period closes and Data Feedback Reports will be available through the ExPT and sent to your institution's CEO in November 2013.

Please review your data for accuracy. If you have questions about the data displayed below after reviewing the data reported on the survey screens, please contact the IPEDS Help Desk at: 1-877-225-2568 or ipedshelp@rti.org.

Bachelor's degree graduation rates within 4 years, 6 years, and 8 years – Cohort year 2004	
4-year graduation rate	13%
6-year graduation rate	45%
8-year graduation rate	49%

Graduation Rates 200

New Mexico State University-Main Campus (188030)

There are no errors for the selected survey and institution.

Institution: New Mexico State University-Main Campus (188030)
User ID: 88G1911

Overview

Graduation Rates 200 Overview

The Graduation Rate 200 component of the IPEDS survey is a further extension of the traditional Graduation Rate component. GR200 carries over 100% and 150% graduation rate data from previous cohorts and requests any additional completers and exclusions between 151% and 200% of normal time to completion.

Data Reporting Reminders

The reporting of data for the 200% completion period is not cumulative. Respondents are asked to report data for the time period between 151% and 200% of normal time to completion only.

Resources:

To download the survey materials for this component: [Survey Materials](#)

To access your prior year data submission for this component: [Reported Data](#)


If you have questions about completing this survey, please contact the **IPEDS Help Desk at 1-877-225-2568**.

200% completers (4 year institution)

For 4-year institutions, report on your 2005 cohort of bachelor's degree-seeking, full-time, first-time undergraduate students.

Data for this cohort were originally reported by your institution in the 2011-12 data collection.

		Graduation rates
1 Revised cohort	1,949	
2 Exclusions within 150%	4	
3 Adjusted cohort 150%	1,945	
4 Number of students in the cohort who completed a bachelor's degree within 100% of normal time	289	15
5 Number of students in the cohort who completed a bachelor's degree within 150% of normal time	891	46
6 Additional exclusions (between 151% and 200% of normal time)	<input type="text" value="0"/>	
7 Adjusted cohort 200% (line 3 - line 6)	1,945	
8 Number of students in the cohort who completed a bachelor's degree between 151% and 200% of normal time to completion.	<input type="text" value="100"/>	
9 Still enrolled as of 200% of normal time to completion.	<input type="text" value="55"/>	
10 Total completers within 200% of normal time (line 5 + line 8)	991	51

 You may use the space below to provide context for the data you've reported above. These context notes will be posted on the College Navigator website, and should be written to be understood by students and parents.

Summary**2013 IPEDS Graduation Rate 200% Component Data Summary**

IPEDS collects important information regarding your institution. All data reported in IPEDS survey components become available in the IPEDS Data Center and appear as aggregated data in various Department of Education reports. Additionally, some of the reported data appears specifically for your institution through the College Navigator website and is included in your institution's Data Feedback Report (DFR). The purpose of this summary is to provide you an opportunity to view some of the data that, when accepted through the IPEDS quality control process, will appear on the College Navigator website and/or your DFR. College Navigator is updated approximately three months after the data collection period closes and Data Feedback Reports will be available through the [Data Center](#) and sent to your institution's CEO in November 2014.

Please review your data for accuracy. If you have questions about the data displayed below after reviewing the data reported on the survey screens, please contact the IPEDS Help Desk at: 1-877-225-2568 or ipedshelp@rti.org.

Bachelor's degree graduation rates within 4 years, 6 years, and 8 years – Cohort year 2005	
4-year graduation rate	15%
6-year graduation rate	46%
8-year graduation rate	51%

Graduation Rates 200

New Mexico State University-Main Campus (188030)

There are no errors for the selected survey and institution.

Institution: New Mexico State University-Main Campus (188030)
User ID: 88G1911

Overview

Graduation Rates 200 Overview

Welcome to the IPEDS Graduation Rates 200 (GR200) survey component. The GR200 component is a further extension of the traditional Graduation Rates (GR) component which carries forward 100% and 150% graduation rates data previously reported in the GR component and requests information on any additional completers and exclusions from the cohort between 151% and 200% of normal time for students to complete all requirements of their program of study. This information is collected to assist institutions with complying with the requirements of the Higher Education Act, as amended.

Data Reporting Reminders

The reporting of data for the 200% completion period is not cumulative. Respondents are ONLY asked to report data for the time period between 151% and 200% of normal time to completion.

Resources:

The survey materials package for this component can be downloaded using the following link: [Survey Materials](#)

To access your prior year data submission for this component: [Reported Data](#)


If you have questions about completing this survey, please contact the **IPEDS Help Desk at 1-877-225-2568**.

Completers within 200%

For 4-year institutions, report on the 2006 cohort of full-time, first-time bachelor's or equivalent degree-seeking students.

Information for this cohort was originally reported by your institution in the 2012-13 IPEDS Graduation Rates survey component. The data on lines 1-5 are preloaded based on the information provided.

		Graduation rates
1	Revised cohort	2,078
2	Exclusions within 150%	5
3	Adjusted cohort 150%	2,073
4	Number of students in the cohort who completed a <u>bachelor's degree</u> within 100% of normal time to completion	286 14
5	Number of students in the cohort who completed a <u>bachelor's degree</u> within 150% of normal time to completion	915 44
6	Additional exclusions (between 151% and 200% of normal time)	0
7	Adjusted cohort 200% (line 3 - line 6)	2,073
8	Number of students in the cohort who completed a <u>bachelor's degree</u> between 151% and 200% of normal time to completion	101
9	Still enrolled as of 200% of normal time to completion	76
10	Total completers within 200% of normal time (line 5 + line 8)	1,016 49

 You may use the space below to provide context for the data you've reported above. These context notes will be posted on the College Navigator website, and should be written to be understood by students and parents.

Prepared by

This survey component was prepared by:

<input checked="" type="radio"/> Keyholder	<input type="radio"/> SFA Contact	<input type="radio"/> HR Contact
<input type="radio"/> Finance Contact	<input type="radio"/> Academic Library Contact	<input type="radio"/> Other

Name: Judy Bosland
Email: jbosland@nmsu.edu

How long did it take to prepare this survey component?	1 hours	0 minutes
--	---------	-----------

The name of the preparer is being collected so that we can follow up with the appropriate person in the event that there are questions concerning the data. The Keyholder will be copied on all email correspondence to other preparers.

The time it took to prepare this component is being collected so that we can continue to improve our estimate of the reporting burden associated with IPEDS. Please include in your estimate the time it took for you to review instructions, query and search data sources, complete and review the component, and submit the data through the Data Collection System.

Thank you for your assistance.

Summary**2014 IPEDS Graduation Rate 200% Component Data Summary**

IPEDS collects important information regarding your institution. All data reported in IPEDS survey components become available in the IPEDS Data Center and appear as aggregated data in various Department of Education reports. Additionally, some of the reported data appears specifically for your institution through the College Navigator website and is included in your institution's Data Feedback Report (DFR). The purpose of this summary is to provide you an opportunity to view some of the data that, when accepted through the IPEDS quality control process, will appear on the College Navigator website and/or your DFR. College Navigator is updated approximately three months after the data collection period closes and Data Feedback Reports will be available through the [Data Center](#) and sent to your institution's CEO in November 2015.

Please review your data for accuracy. If you have questions about the data displayed below after reviewing the data reported on the survey screens, please contact the IPEDS Help Desk at: 1-877-225-2568 or ipedshelp@rti.org.

Bachelor's degree graduation rates within 4 years, 6 years, and 8 years – Cohort year 2006	
4-year graduation rate	14%
6-year graduation rate	44%
8-year graduation rate	49%

Graduation Rates 200

New Mexico State University-Main Campus (188030)

There are no errors for the selected survey and institution.

Graduation Rates 200 2015-16

Institution: New Mexico State University-Main Campus (188030)

User ID: 88G1911


Overview

Graduation Rates 200 Overview

Welcome to the IPEDS Graduation Rates 200 (GR200) survey component. The GR200 component is a further extension of the traditional Graduation Rates (GR) component which carries forward 100% and 150% graduation rates data previously reported in the GR component and requests information on any additional completers and exclusions from the cohort between 151% and 200% of normal time for students to complete all requirements of their program of study. This information is collected to assist institutions with complying with the requirements of the Higher Education Act, as amended.

Data Reporting Reminders

The reporting of data for the 200% completion period is not cumulative. Respondents are ONLY asked to report data for the time period between 151% and 200% of normal time to completion.

 When reporting award levels for sub-baccalaureate certificates, determine program length by the number of credit or contact hours, NOT the academic year length in parentheses. The academic year length is meant only to provide context.

Resources:

The survey materials package for this component can be downloaded using the following link: [Survey Materials](#)

To access your prior year data submission for this component: [Reported Data](#)


If you have questions about completing this survey, please contact the **IPEDS Help Desk at 1-877-225-2568**.

Completers within 200%

For 4-year institutions, report on the 2007 cohort of full-time, first-time bachelor's or equivalent degree-seeking students.

Information for this cohort was originally reported by your institution in the 2013-14 IPEDS Graduation Rates survey component. The data on lines 1-5 are preloaded based on the information provided.

		Graduation rates	
1	Revised cohort	2,107	
2	Exclusions within 150%	2	
3	Adjusted cohort 150%	2,105	
4	Number of students in the cohort who completed a <u>bachelor's degree</u> within 100% of normal time to completion	329	16
5	Number of students in the cohort who completed a <u>bachelor's degree</u> within 150% of normal time to completion	911	43
6	Additional exclusions (between 151% and 200% of normal time)	0	
7	Adjusted cohort 200% (line 3 - line 6)	2,105	
8	Number of students in the cohort who completed a <u>bachelor's degree</u> between 151% and 200% of normal time to completion	122	
9	Still enrolled as of 200% of normal time to completion	58	
10	Total completers within 200% of normal time (line 5 + line 8)	1,033	49

 You may use the space below to provide context for the data you've reported above. These context notes will be posted on the College Navigator website, and should be written to be understood by students and parents.

Summary**2015 IPEDS Graduation Rate 200% Component Data Summary**

IPEDS collects important information regarding your institution. All data reported in IPEDS survey components become available in the IPEDS Data Center and appear as aggregated data in various Department of Education reports. Additionally, some of the reported data appears specifically for your institution through the College Navigator website and is included in your institution's Data Feedback Report (DFR). The purpose of this summary is to provide you an opportunity to view some of the data that, when accepted through the IPEDS quality control process, will appear on the College Navigator website and/or your DFR. College Navigator is updated approximately three months after the data collection period closes and Data Feedback Reports will be available through the [Data Center](#) and sent to your institution's CEO in November 2016.

Please review your data for accuracy. If you have questions about the data displayed below after reviewing the data reported on the survey screens, please contact the IPEDS Help Desk at: 1-877-225-2568 or ipedshelp@rti.org.

Bachelor's degree graduation rates within 4 years, 6 years, and 8 years – Cohort year 2007	
4-year graduation rate	16%
6-year graduation rate	43%
8-year graduation rate	49%

Graduation Rates 200

New Mexico State University-Main Campus (188030)

There are no errors for the selected survey and institution.

Institution: New Mexico State University-Main Campus (188030)
User ID: 88G1911


Overview

Graduation Rates 200 Overview

Welcome to the IPEDS Graduation Rates 200 (GR200) survey component. The GR200 component is a further extension of the traditional Graduation Rates (GR) component which carries forward 100% and 150% graduation rates data previously reported in the GR component and requests information on any additional completers and exclusions from the cohort between 151% and 200% of normal time for students to complete all requirements of their program of study. This information is collected to assist institutions with complying with the requirements of the Higher Education Act, as amended.

Data Reporting Reminders

The reporting of data for the 200% completion period is not cumulative. Respondents are ONLY asked to report data for the time period between 151% and 200% of normal time to completion.

 When reporting award levels for sub-baccalaureate certificates, determine program length by the number of credit or contact hours, NOT the academic year length in parentheses. The academic year length is meant only to provide context.

Resources:

The survey materials package for this component can be downloaded using the following link: [Survey Materials](#)

To access your prior year data submission for this component: [Reported Data](#)

If you have questions about completing this survey, please contact the **IPEDS Help Desk at 1-877-225-2568**.

Screening Question

Your institution reported to the GR survey component as having the following number of students who did not complete, but were still enrolled at your institution:

172

Do you have students who received an award between 151% and 200% of the normal time to complete?


- No
- Yes

Completers within 200%

For 4-year institutions, report on the 2008 cohort of full-time, first-time bachelor's or equivalent degree-seeking students.

Information for this cohort was originally reported by your institution in the 2014-15 IPEDS Graduation Rates survey component. The data on lines 1-5 are preloaded based on the information provided.

		Graduation rates
1	Revised cohort	2,174
2	Exclusions within 150%	3
3	Adjusted cohort 150%	2,171
4	Number of students in the cohort who completed a <u>bachelor's degree</u> within 100% of normal time to completion	337 16
5	Number of students in the cohort who completed a <u>bachelor's degree</u> within 150% of normal time to completion	992 46
6	Additional exclusions (between 151% and 200% of normal time)	1
7	Adjusted cohort 200% (line 3 - line 6)	2,170
8	Number of students in the cohort who completed a <u>bachelor's degree</u> between 151% and 200% of normal time to completion	124
9	Still enrolled as of 200% of normal time to completion	56
10	Total completers within 200% of normal time (line 5 + line 8)	1,116 51

 You may use the space below to provide context for the data you've reported above. These context notes will be posted on the College Navigator website, and should be written to be understood by students and parents.

Prepared by

This survey component was prepared by:

<input checked="" type="radio"/> Keyholder	<input type="radio"/> SFA Contact	<input type="radio"/> HR Contact
<input type="radio"/> Finance Contact	<input type="radio"/> Academic Library Contact	<input type="radio"/> Other

Name: Judy Bosland
Email: jbosland@nmsu.edu

How long did it take to prepare this survey component?	hours	30 minutes
--	-------	------------

The name of the preparer is being collected so that we can follow up with the appropriate person in the event that there are questions concerning the data. The Keyholder will be copied on all email correspondence to other preparers.

The time it took to prepare this component is being collected so that we can continue to improve our estimate of the reporting burden associated with IPEDS. Please include in your estimate the time it took for you to review instructions, query and search data sources, complete and review the component, and submit the data through the Data Collection System.

Thank you for your assistance.

Summary**2016 IPEDS Graduation Rate 200% Component Data Summary**

IPEDS collects important information regarding your institution. All data reported in IPEDS survey components become available in the IPEDS Data Center and appear as aggregated data in various Department of Education reports. Additionally, some of the reported data appears specifically for your institution through the College Navigator website and is included in your institution's Data Feedback Report (DFR). The purpose of this summary is to provide you an opportunity to view some of the data that, when accepted through the IPEDS quality control process, will appear on the College Navigator website and/or your DFR. College Navigator is updated approximately three months after the data collection period closes and Data Feedback Reports will be available through the [Data Center](#) and sent to your institution's CEO in November 2016.

Please review your data for accuracy. If you have questions about the data displayed below after reviewing the data reported on the survey screens, please contact the IPEDS Help Desk at: 1-877-225-2568 or ipedshelp@rti.org.

Bachelor's degree graduation rates within 4 years, 6 years, and 8 years – Cohort year 2008	
4-year graduation rate	16%
6-year graduation rate	46%
8-year graduation rate	51%

Graduation Rates 200

New Mexico State University-Main Campus (188030)

There are no errors for the selected survey and institution.