

Accessing IPEDS Surveys by Year

This file contains multiple years of the IPEDS survey. To avoid scrolling through all years, the Bookmarks feature will allow you to go to specific years.

- In [Google Chrome](#), the Bookmarks button is on the right side of the document toolbar (it appears under the browser toolbar). Select the year you would like to view.
- In [Microsoft Internet Explorer](#) if the Bookmarks pane is not already open, the Bookmarks button is in the document toolbar on the left side of the screen. Select the year you would like to view.
- In [Mozilla Firefox](#), the Bookmarks button is called Show Document Outline. To get to it, click the Toggle Sidebar button on the left side of the document toolbar (it appears under the browser toolbar). Then click the Show Document Outline button. Select the year you would like to view.

Institution: New Mexico State University-Main Campus (188030)

User ID: 88G1911

Overview

Outcome Measures Overview

Welcome to the IPEDS Outcome Measures (OM) survey component. The OM component collects award and enrollment data from degree-granting institutions on four undergraduate cohorts at two points in time: six-year and eight-year.

The four cohorts of degree/certificate-seeking undergraduates are:

- Full-time, first-time
- Part-time, first-time
- Full-time, non-first-time
- Part-time, non-first-time

Updates:

Because this is the first year of OM data collection, IPEDS will ask for an estimated time it took you to complete the OM survey component. Include in that estimate the time to review instructions, research data sources, complete and review the component, and submit the data.

Data Reporting Reminders:

All reporting institutions will report on an entering cohort year: 2007

Six-year status will be as of August 31, 2013

Eight-year status will be as of August 31, 2015

Reporting Tips:

- Follow directions on who to include and exclude in your cohorts. Inclusion and exclusion directions are similar to Graduation Rates.
- As a new survey component, carefully read each [OM FAQ](#) before reporting your institution's data.

Coverage:

For academic year reporters (standard academic terms - semesters, trimesters, quarters, or 4-1-4 plan), institutions will report using a fall cohort. Institutions may either use October 15, 2007 or the institution's official fall reporting date.

For program and hybrid reporters (not on standard academic terms), institutions will report using a full-year cohort. Institutions will report during the period between September 1, 2007 and August 31, 2008.

Resources:

To download the survey materials for this component: [Survey Materials](#)

If you have questions about completing this survey, please contact the **IPEDS Help Desk at 1-877-225-2568**.

Award Status at Six Years

Award Status at Six Years


Directions: Refer to 2015-16 Survey Materials' Instructions for Award Status at Six Years.

	2007 cohort	Revised 2007 cohort (through August 31, 2013)	Exclusions to 2007 cohort (through August 31, 2013)	Adjusted 2007 cohort	Awarded by your institution (through August 31, 2013)	Percent of adjusted cohort who received an award from your institution by August 31, 2013
First-time entering						
Full-time	2,166	2,107	2	2,105	912	43
Part-time	38	97	0	97	25	26
Non-first-time entering						
Full-time	547	524	1	523	317	61
Part-time	152	92	0	92	42	46

Award and Enrollment Status at Eight Years

Award and Enrollment Status at Eight Years
Directions: Refer to 2015-16 Survey Materials' Instructions for Award and Enrollment Status at Eight Years.

	2007 cohort	Revised 2007 cohort (through August 31, 2015)	Exclusions to 2007 cohort (through August 31, 2015)	Adjusted 2007 Cohort	Awarded by your institution (through August 31, 2015)	Students who did not receive an award from your institution by August 31, 2015				Percent of adjusted cohort who received an award from your institution by August 31, 2015	Percent of adjusted cohort who did not receive an award, but are still enrolled at your institution or subsequently enrolled at another institution
						Number still enrolled at your institution	Number who subsequently enrolled at another institution	Number of students whose subsequent enrollment status is unknown	Total number who did not receive an award from your institution		
First-time entering											
Full-time	2,166	2,107	2	2,105	1,035	71	246	753	1,070	49	15
Part-time	38	97	0	97	31	3	8	55	66	32	11
Non-first-time entering											
Full-time	547	524	3	521	329	8	124	60	192	63	25
Part-time	152	92	0	92	43	1	20	28	49	47	23

 You may use the space below to provide context for the data you've reported above. These context notes will be posted on the College Navigator website, and should be written to be understood by students and parents.

Prepared by

This survey component was prepared by:

<input checked="" type="radio"/> Keyholder	<input type="radio"/> SFA Contact	<input type="radio"/> HR Contact
<input type="radio"/> Finance Contact	<input type="radio"/> Academic Library Contact	<input type="radio"/> Other

Name: Judy Bosland

Email: jbosland@nmsu.edu

How long did it take to prepare this survey component?	16hours	minutes
--------------------------------------------------------	---------	---------

The name of the preparer is being collected so that we can follow up with the appropriate person in the event that there are questions concerning the data. The Keyholder will be copied on all email correspondence to other preparers.

The time it took to prepare this component is being collected so that we can continue to improve our estimate of the reporting burden associated with IPEDS. Please include in your estimate the time it took for you to review instructions, query and search data sources, complete and review the component, and submit the data through the Data Collection System.

Thank you for your assistance.

Summary**Outcome Measures Component Summary**

IPEDS collects important information regarding your institution. All data reported in IPEDS survey components become available in the IPEDS Data Center and appear as aggregated data in various Department of Education reports. Additionally, some of the reported data appears specifically for your institution through the College Navigator website. The purpose of this summary is to provide you an opportunity to view some of the data that, when accepted through the IPEDS quality control process, will appear on the College Navigator website. College Navigator is updated approximately three months after the data collection period closes.

Please review your data for accuracy. If you have questions about the data displayed below after reviewing the data reported on the survey screens, please contact the IPEDS Help Desk at: 1-877-225-2568 or ipedshelp@rti.org.

Cohort	6-year Award Rate	8-year Award Rate	Still enrolled at your institution after 8 years	Did not receive an award and subsequently enrolled at another institution
Full-time, First-time	43%	49%	3%	12%
Part-time, First-time	26%	32%	3%	8%
Full-time, Non-first-time	61%	63%	2%	24%
Part-time, Non-first-time	46%	47%	1%	22%

Outcome Measures

New Mexico State University-Main Campus (188030)

Source	Description	Severity	Resolved	Options
Screen: Award Status at Six Years				
Screen Entry	The number of part-time, first-time students reported for the Revised 2007 cohort through August 31, 2013 (97) is outside the expected range of between 27 and 49 based on the 2007 cohort. Please correct your data or contact the IPEDS Help Desk for assistance. (Error #13105)	Fatal	Yes	
Reason:	Overridden by administrator. The initial cohort from 2007 non-degree seeking students were incorrectly included in the cohort. The revised cohort has excluded these students. JMP			
Screen Entry	The number of part-time, non-first-time students reported for the Revised 2007 cohort through August 31, 2013 (92) is outside the expected range of between 122 and 182 based on the 2007 cohort. Please correct your data or contact the IPEDS Help Desk for assistance. (Error #13107)	Fatal	Yes	
Reason:	Overridden by administrator. The initial cohort from 2007 non-degree seeking students were incorrectly included in the cohort. The revised cohort has excluded these students. JMP			

Institution: New Mexico State University-Main Campus (188030)
 User ID: 88G1911

Overview

Outcome Measures Overview

Welcome to the IPEDS Outcome Measures (OM) survey component. The OM component collects award and enrollment data from degree-granting institutions on four undergraduate cohorts at two points in time: six-year and eight-year.

The four cohorts of degree/certificate-seeking undergraduates are:

- Full-time, first-time entering (FTFT)
- Part-time, first-time entering (PTFT)
- Full-time, non-first-time entering (FTNFT)
- Part-time, non-first-time entering (PTNFT)

Updates:

- New for the 2016-17 collection, initial cohort data will be preloaded in the six-year award screen for the four cohorts (FTFT, PTFT, FTNFT, PTNFT). In addition, for applicable institutions, the revised FTFT cohort will also be preloaded to ensure that Graduation Rates 200% match with OM's 8-year award rates.
- IPEDS will ask for an estimated time it took you to complete the OM survey component. Include in that estimate the time to review instructions, research data sources, complete and review the component, and submit the data.
- There are two new changes on the Award and Enrollment Status at Eight-year Screen: 1) The Revised Cohort column is no longer available. Revised cohorts can only be entered on the Award Status at Six-year Screen and 2) Last year's data collection had an Exclusions column for the entire Eight-year period. This column has changed to an Additional Exclusions column (September 1, 2014 through August 31, 2016).
- A new calculated total row, which represents all entering students, has been added to the bottom of both the Six-year and Eight-year screens.

Data Reporting Reminders:

All reporting institutions will report on an entering cohort year: **2008**

Six-year status will be as of **August 31, 2014**

Eight-year status will be as of **August 31, 2016**

Reporting Tips:

- Follow directions on who to include and exclude in your cohorts. Inclusion and exclusion directions are similar to Graduation Rates.
- Carefully read each [OM FAQ](#) before reporting your institution's data. NOTE: There is a new FAQ (#10) which addresses if your institution changed its calendar system (i.e., academic year, hybrid, or program).

Coverage:

For academic year reporters (standard academic terms - semesters, trimesters, quarters, or 4-1-4 plan), institutions will report using a fall cohort. Institutions may either use October 15, 2008 or the institution's official fall reporting date.

For program and hybrid reporters (not on standard academic terms), institutions will report using a full-year cohort. Institutions will report during the period between September 1, 2008 and August 31, 2009.

Resources:

To download the survey materials for this component: [Survey Materials](#)

To access your prior year data submission for this component: [Reported Data](#)




If you have questions about completing this survey, please contact the **IPEDS Help Desk at 1-877-225-2568**.

Award Status at Six Years

Award Status at Six Years Directions: Refer to 2016-17 Survey Materials' Instructions for Award Status at Six Years.

Complete this screen for the 2008 entering cohort.

The 6 year period is the time the cohort enters through August 31, 2014.


	2008 cohort	Revised 2008 cohort	Exclusions to 2008 cohort	Adjusted 2008 cohort	 Awarded by your institution	Percent of adjusted cohort who received an award from your institution
First-time entering						
Full-time	2,326	2,174		3 2,171	992	46
Part-time	28	 113		0 113	19	17
Non-first-time entering						
Full-time	677	610		0 610	334	55
Part-time	132	 83		0 83	28	34
Total entering students						
	3,163	2,980		3 2,977	1,373	46

Award and Enrollment Status at Eight Years

Award and Enrollment Status at Eight Years Directions: Refer to 2016-17 Survey Materials' Instructions for Award and Enrollment Status at Eight Years.

Complete this screen for the 2008 entering cohort. The 8 year period is the time the cohort enters through August 31, 2016.

	2008 Cohort (preloaded adjusted cohort from six year award status screen)	Additional Exclusions (September 1, 2014 through August 31, 2016)	Adjusted 2008 Cohort	Awarded by your institution	Students who did not receive an award from your institution through August 31, 2016				Percent of adjusted cohort who received an award from your institution	Percent of adjusted cohort who did not receive an award, but are still enrolled at your institution or subsequently enrolled at another institution
					Number still enrolled at your institution	Number who subsequently enrolled at another institution	Number of students whose subsequent enrollment status is unknown	Total number who did not receive an award from your institution		
First-time entering										
Full-time	2,171	1	2,170	1,116	56	41	957	1,054	51	4
Part-time	113	0	113	33	5	3	72	80	29	7
Non-first-time entering										
Full-time	610	0	610	364	9	157	80	246	60	27
Part-time	83	0	83	33	3	21	26	50	40	29
Total entering students										
	2,977	1	2,976	1,546	73	222	1,135	1,430	52	10

 You may use the space below to provide context for the data you've reported above. These context notes will be posted on the College Navigator website, and should be written to be understood by students and parents.

Prepared by

This survey component was prepared by:

<input checked="" type="radio"/> Keyholder	<input type="radio"/> SFA Contact	<input type="radio"/> HR Contact
<input type="radio"/> Finance Contact	<input type="radio"/> Academic Library Contact	<input type="radio"/> Other

Name: Judy Bosland
Email: jbosland@nmsu.edu

How long did it take to prepare this survey component?	2 hours	minutes
--------------------------------------------------------	---------	---------

The name of the preparer is being collected so that we can follow up with the appropriate person in the event that there are questions concerning the data. The Keyholder will be copied on all email correspondence to other preparers.

The time it took to prepare this component is being collected so that we can continue to improve our estimate of the reporting burden associated with IPEDS. Please include in your estimate the time it took for you to review instructions, query and search data sources, complete and review the component, and submit the data through the Data Collection System.

Thank you for your assistance.

Summary**Outcome Measures Component Summary**

IPEDS collects important information regarding your institution. All data reported in IPEDS survey components become available in the IPEDS Data Center and appear as aggregated data in various Department of Education reports. Additionally, some of the reported data appears specifically for your institution through the College Navigator website. The purpose of this summary is to provide you an opportunity to view some of the data that, when accepted through the IPEDS quality control process, will appear on the College Navigator website. College Navigator is updated approximately three months after the data collection period closes.

Please review your data for accuracy. If you have questions about the data displayed below after reviewing the data reported on the survey screens, please contact the IPEDS Help Desk at: 1-877-225-2568 or ipedshelp@rti.org.

Cohort	6-year Award Rate	8-year Award Rate	Still enrolled at your institution after 8 years	Did not receive an award and subsequently enrolled at another institution
Full-time, First-time	46%	51%	3%	2%
Part-time, First-time	17%	29%	4%	3%
Full-time, Non-first-time	55%	60%	1%	26%
Part-time, Non-first-time	34%	40%	4%	25%

Outcome Measures

New Mexico State University-Main Campus (188030)

Source	Description	Severity	Resolved	Options
Screen: Award Status at Six Years				
Screen Entry	The number of part-time, first-time students reported for the Revised 2008 cohort through August 31, 2014 (113) is outside the expected range of between 20 and 36 based on the 2008 cohort. Please correct your data or contact the IPEDS Help Desk for assistance. (Error #13105)	Fatal	Yes	
Reason:	Overridden by administrator. Upon re-classification of students, the cohorts have been revised to be more accurate. JI			
Screen Entry	The number of part-time, non-first-time students reported for the Revised 2008 cohort through August 31, 2014 (83) is outside the expected range of between 106 and 158 based on the 2008 cohort. Please correct your data or contact the IPEDS Help Desk for assistance. (Error #13107)	Fatal	Yes	
Reason:	Overridden by administrator. Upon re-classification of students, the cohorts have been revised to be more accurate. JI			

Overview**Outcome Measures Overview**

Welcome to the IPEDS Outcome Measures (OM) survey component. The OM component collects award and enrollment data from degree-granting institutions on four undergraduate cohorts and eight undergraduate subcohorts at three status points: four-years, six-years, and eight-years after entry.

The four cohorts of degree/certificate-seeking undergraduates are:

- First-time, full-time entering (FTFT)
- First-time, part-time entering (FTPT)
- Non-first-time, full-time entering (NFTFT)
- Non-first-time, part-time entering (NFTPT)

For each cohort, two subcohort groups have been added to the OM component - Pell Grant recipients and Non-Pell Grant recipients - resulting in eight new undergraduate subcohorts.

Major Updates:

- Starting with the 2017-18 collection, all institutions must report on a **FULL-YEAR** cohort. The OM cohort year is 2009-10. The full-year cohort coverage period is July 1, 2009 - June 30, 2010.
- Institutions will establish their OM cohorts based on their subcohorts of entering Pell Grant recipients and Non-Pell Grant recipients. Institutions should first identify their entering degree/certificate-seeking undergraduates during July 1, 2009 - June 30, 2010 and place each student in the appropriate subcohort. Each student should be reported only once.
- A new, third status point of four years after entry has been added to OM component.
- For each status point, institutions will report the highest type of award conferred to a student for each subcohort. The three award categories are certificates, associate's degree, and bachelor's degree. The awards are mutually exclusive within each status point.
- Institutions should report exclusions for the entire eight year period only on the "Establishing Cohorts" screen. Additional exclusions cannot be reported on the status point screens (i.e., four-years, six-years, or eight-years after entry).
- IPEDS will ask for an estimated time it took to complete the OM component. Include in that estimate the time to review instructions, research data sources (i.e., coordinate with IT and Student Aid offices), complete and review the component, and submit the data.

Data Reporting Reminders:

All reporting institutions will report on the entering cohort year: **2009-10 (July 1, 2009 - June 30, 2010)**.

- Four-year status point was as of **August 31, 2013**
- Six-year status point was as of **August 31, 2015**
- Eight-year status point was as of **August 31, 2017**

Reporting Tips:

Carefully read each [OMFAQ](#) before reporting your institution's data. There are new FAQs regarding the major updates to OM 2017-18 collection, such as academic reporters now reporting on a full-year cohort, summer sessions starting prior July 1, reporting awards at different status points, and Pell Grant and Non-Pell Grant recipient subcohorts.

Remember: All institutions are required to report transfer-out student data. Refer to FAQ #33 for more information.

Resources:

To download the survey materials for this component: [Survey Materials](#)

To access your prior year data submission for this component: [Reported Data](#)

If you have questions about completing this survey, please contact the **IPEDS Help Desk at 1-877-225-2568**.

Establishing Cohorts

Establishing Cohorts
2009-10 Entering Undergraduate Cohort
 (July 1, 2009-June 30, 2010: Full Year)

Directions: Begin by identifying your entering degree/certificate-seeking undergraduates for the full year of July 1, 2009 - June 30, 2010. Then report each student under one of the eight subcohorts (Pell or Non-Pell Grant recipients FTFT, FTPT, NFTFT, NFTPT). Each entering student should be reported only once. The four cohorts and total entering students will be calculated based on your subcohort reporting.

NOTE: Once a student is in the cohort, the student remains in the cohort, even if the student's attendance status changes (i.e., full-time to part-time, or vice versa) or if the student drops out, transfers out, or transfers back into the institution during the eight-year period. However, adjustments can be made to the cohort for allowable exclusions, which include the death of a student, permanent disability, military deployment, or service on an official church mission or with a foreign aid service of the Federal government. Exclusions are for the **ENTIRE** eight years for the entering 2009-10 cohort.

<u>Degree/Certificate-Seeking Undergraduate Students</u>	<u>2009-10 cohort</u>	<u>Exclusions to 2009-10 cohort</u>	<u>Adjusted 2009-10 cohort</u>
First-time entering			
<u>Full-time</u>	2,577	10	2,567
Pell Grant recipients	1,111	4	1,107
Non-Pell Grant recipients	1,466	6	1,460
<u>Part-time</u>	40	0	40
Pell Grant recipients	18	0	18
Non-Pell Grant recipients	22	0	22
Non-First-time entering			
<u>Full-time</u>	931	1	930
Pell Grant recipients	391	0	391
Non-Pell Grant recipients	540	1	539
<u>Part-time</u>	227	0	227
Pell Grant recipients	60	0	60
Non-Pell Grant recipients	167	0	167
Total Entering			
<u>Total Entering</u>	3,775	11	3,764
Pell Grant recipients	1,580	4	1,576
Non-Pell Grant recipients	2,195	7	2,188

The following reference table is based on institutional data reported in the specified data collections. Data reported on this screen (Establishing Cohorts for OM) have been compared with the data below. To review your prior reported data, go to the Tools menu in the IPEDS Data Collection System --> Go to Collection Level Data Center --> Look up an Institution --> Select your institution --> Select "Reported Data"

	2009 Fall Enrollment, 2009-10 Spring Collection	2009 Pell Grant data from Student Financial Aid, 2010-11 Winter Collection
First-time, Full-time	2,612	1,042
First-time, Part-time	30	N/A
Non-First-time, Full-time	708	N/A
Non-First-time, Part-time	151	N/A
Total Undergraduates	N/A	5,760

Award Status at Four Years

**Award Status at Four Years After Entry
2009-10 Entering Undergraduate Cohort
(July 1, 2009-June 30, 2010: Full Year)**

Directions: From the adjusted 2009-10 cohort, report the number of students who earned an award by four years after entry for each subcohort. If a student earns multiple awards, report only the highest award conferred to the student by the status point (August 31, 2013).

<u>Undergraduate Students</u>	Adjusted 2009-10 cohort	Number of students conferred an award by your institution (Highest Award by August 31, 2013)			Total number of adjusted cohort that received an award from your institution	Percent of adjusted cohort that received an award from your institution
		<u>Certificates</u>	<u>Associate's</u>	<u>Bachelor's</u>		
<u>First-time entering</u>						
Full-time	2,567	0	3	336	339	13
Pell Grant recipients	1,107	<input type="text" value="0"/>	<input type="text" value="2"/>	<input type="text" value="93"/>	95	9
Non-Pell Grant recipients	1,460	<input type="text" value="0"/>	<input type="text" value="1"/>	<input type="text" value="243"/>	244	17
Part-time	40	0	0	0	0	0
Pell Grant recipients	18	<input type="text" value="0"/>	<input type="text" value="0"/>	<input type="text" value="0"/>	0	0
Non-Pell Grant recipients	22	<input type="text" value="0"/>	<input type="text" value="0"/>	<input type="text" value="0"/>	0	0
<u>Non-First-time entering</u>						
Full-time	930	0	1	441	442	48
Pell Grant recipients	391	<input type="text" value="0"/>	<input type="text" value="0"/>	<input type="text" value="169"/>	169	43
Non-Pell Grant recipients	539	<input type="text" value="0"/>	<input type="text" value="1"/>	<input type="text" value="272"/>	273	51
Part-time	227	0	0	67	67	30
Pell Grant recipients	60	<input type="text" value="0"/>	<input type="text" value="0"/>	<input type="text" value="18"/>	18	30
Non-Pell Grant recipients	167	<input type="text" value="0"/>	<input type="text" value="0"/>	<input type="text" value="49"/>	49	29
<u>Total Entering</u>						
	3,764	0	4	844	848	23
Pell Grant recipients	1,576	0	2	280	282	18
Non-Pell Grant recipients	2,188	0	2	564	566	26

Award Status at Six Years

**Award Status at Six Years After Entry
2009-10 Entering Undergraduate Cohort
(July 1, 2009-June 30, 2010: Full Year)**

Directions: From the adjusted 2009-10 cohort, report the number of students who earned an award by six years after entry for each subcohort. If a student earns multiple awards, report only the highest award conferred to the student by the status point (August 31, 2015).

<u>Undergraduate Students</u>	Adjusted 2009-10 cohort	Number of students conferred an award by your institution (Highest Award through August 31, 2015)			Total number of adjusted cohort that received an award from your institution	Percent of adjusted cohort that received an award from your institution
		<u>Certificates</u>	<u>Associate's</u>	<u>Bachelor's</u>		
<u>First-time entering</u>						
Full-time	2,567	0	2	1,069	1,071	42
Pell Grant recipients	1,107	<input type="text" value="0"/>	<input type="text" value="1"/>	<input type="text" value="362"/>	363	33
Non-Pell Grant recipients	1,460	<input type="text" value="0"/>	<input type="text" value="1"/>	<input type="text" value="707"/>	708	48
Part-time	40	0	0	2	2	5
Pell Grant recipients	18	<input type="text" value="0"/>	<input type="text" value="0"/>	<input type="text" value="1"/>	1	6
Non-Pell Grant recipients	22	<input type="text" value="0"/>	<input type="text" value="0"/>	<input type="text" value="1"/>	1	5
<u>Non-First-time entering</u>						
Full-time	930	0	1	537	538	58
Pell Grant recipients	391	<input type="text" value="0"/>	<input type="text" value="0"/>	<input type="text" value="209"/>	209	53
Non-Pell Grant recipients	539	<input type="text" value="0"/>	<input type="text" value="1"/>	<input type="text" value="328"/>	329	61
Part-time	227	0	0	90	90	40
Pell Grant recipients	60	<input type="text" value="0"/>	<input type="text" value="0"/>	<input type="text" value="26"/>	26	43
Non-Pell Grant recipients	167	<input type="text" value="0"/>	<input type="text" value="0"/>	<input type="text" value="64"/>	64	38
<u>Total Entering</u>						
	3,764	0	3	1,698	1,701	45
Pell Grant recipients	1,576	0	1	598	599	38
Non-Pell Grant recipients	2,188	0	2	1,100	1,102	50


Award and Enrollment Status at Eight Years

**Award and Enrollment Status at Eight Years After Entry
2009-10 Entering Undergraduate Cohort
(July 1, 2009-June 30, 2010: Full Year)**

Directions: From the adjusted 2009-10 cohort, report the number of students who earned an award by eight years after entry for each subcohort. If a student earns multiple awards, report only the highest award conferred to the student by the status point (August 31, 2017).

For students that did not receive an award from your institution, report the number of students who are still enrolled at your institution, and then report the number of students who had enrolled at another institution over the eight year period.

Undergraduate Students	Adjusted 2009-10 cohort	Award Status at Eight Years After Entry					Enrollment Status at Eight Years After Entry					
		Number of students conferred an award by your institution (From Entry through August 31, 2017)			Total number of adjusted cohort that received an award from your institution	Percent of adjusted cohort that received an award from your institution	Number of students who did not receive an award from your institution (From entry through August 31, 2017)				Percent of adjusted cohort that did not receive an award, but are still enrolled at your institution and enrolled at another institution after leaving your institution	
		Certificates	Associate's	Bachelor's			Number still enrolled at your institution	Number who enrolled at another institution after leaving your institution	Number of students whose subsequent enrollment status is unknown	Total number who did not receive an award from your institution		
First-time entering												
Full-time	2,567	0	2	1,188	1,190	46	70	868	439	1,377	37	
Pell Grant recipients	1,107	0	1	419	420	38	36	407	244	687	40	
Non-Pell Grant recipients	1,460	0	1	769	770	53	34	461	195	690	34	
Part-time	40	0	0	3	3	8	0	20	17	37	50	
Pell Grant recipients	18	0	0	1	1	6	0	10	7	17	56	
Non-Pell Grant recipients	22	0	0	2	2	9	0	10	10	20	45	
Non-First-time entering												
Full-time	930	0	0	555	555	60	17	252	106	375	29	
Pell Grant recipients	391	0	0	218	218	56	10	114	49	173	32	
Non-Pell Grant recipients	539	0	0	337	337	63	7	138	57	202	27	
Part-time	227	0	0	95	95	42	7	81	44	132	39	
Pell Grant recipients	60	0	0	27	27	45	1	20	12	33	35	
Non-Pell Grant recipients	167	0	0	68	68	41	6	61	32	99	40	
Total Entering												
Full-time	3,764	0	2	1,841	1,843	49	94	1,221	606	1,921	35	
Pell Grant recipients	1,576	0	1	665	666	42	47	551	312	910	38	
Non-Pell Grant recipients	2,188	0	1	1,176	1,177	54	47	670	294	1,011	33	

 You may use the space below to provide context for the data you've reported above. These context notes will be posted on the College Navigator website, and should be written to be understood by students and parents.

Prepared by

The name of the preparer is being collected so that we can follow up with the appropriate person in the event that there are questions concerning the data. The Keyholder will be copied on all email correspondence to other preparers.

The time it took to prepare this component is being collected so that we can continue to improve our estimate of the reporting burden associated with IPEDS. Please include in your estimate the time it took for you to review instructions, query and search data sources, complete and review the component, and submit the data through the Data Collection System.

Thank you for your assistance.

This survey component was prepared by:

<input checked="" type="radio"/>	Keyholder	<input type="radio"/>	SFA Contact	<input type="radio"/>	HR Contact
<input type="radio"/>	Finance Contact	<input type="radio"/>	Academic Library Contact	<input type="radio"/>	Other
Name:	<input type="text" value="Judy Bosland"/>				
Email:	<input type="text" value="jbosland@nmsu.edu"/>				

How many staff from your institution only were involved in the data collection and reporting process of this survey component?

<input type="text" value="3.00"/>	Number of Staff (including yourself)
-----------------------------------	--------------------------------------

How many hours did you and others from your institution only spend on each of the steps below when responding to this survey component?

Exclude the hours spent collecting data for state and other reporting purposes.

Staff member	Collecting Data Needed	Revising Data to Match IPEDS Requirements	Entering Data	Revising and Locking Data
Your office	<input type="text" value="8.00"/> hours	<input type="text" value="10.00"/> hours	<input type="text" value="1.00"/> hours	<input type="text" value="2.00"/> hours
Other offices	<input type="text"/> hours	<input type="text"/> hours	<input type="text"/> hours	<input type="text"/> hours

Summary

Outcome Measures Component Summary

IPEDS collects important information regarding your institution. All data reported in IPEDS survey components become available in the IPEDS Data Center and appear as aggregated data in various Department of Education reports. Additionally, some of the reported data appears specifically for your institution through the College Navigator website. The purpose of this summary is to provide you an opportunity to view some of the data that, when accepted through the IPEDS quality control process, will appear on the College Navigator website. College Navigator is updated approximately three months after the data collection period closes.

Please review your data for accuracy. If you have questions about the data displayed below after reviewing the data reported on the survey screens, please contact the IPEDS Help Desk at: 1-877-225-2568 or ipedshelp@rti.org.

Cohort	4-year Award Rate	6-year Award Rate	8-year Award Rate	Still enrolled at your institution after 8 years	Did not receive an award and subsequently enrolled at another institution
First-time entering					
Full-time	13%	42%	46%	3%	34%
Pell Grant recipients	9%	33%	38%	3%	37%
Non-Pell Grant recipients	17%	48%	53%	2%	32%
Part-time	0%	5%	8%	0%	50%
Pell Grant recipients	0%	6%	6%	0%	56%
Non-Pell Grant recipients	0%	5%	9%	0%	45%
Non-First-time entering					
Full-time	48%	58%	60%	2%	27%
Pell Grant recipients	43%	53%	56%	3%	29%
Non-Pell Grant recipients	51%	61%	63%	1%	26%
Part-time	30%	40%	42%	3%	36%
Pell Grant recipients	30%	43%	45%	2%	33%
Non-Pell Grant recipients	29%	38%	41%	4%	37%
Total Entering					
Full-time	23%	45%	49%	2%	32%
Pell Grant recipients	18%	38%	42%	3%	35%
Non-Pell Grant recipients	26%	50%	54%	2%	31%

Outcome Measures

New Mexico State University-Main Campus (188030)

Source	Description	Severity	Resolved	Options
Screen: Establishing Cohorts				
Screen Entry	In the 2010-11 SFA component, you reported that 1,570 full-time first-time students were not awarded Pell grants, but in OM you reported 1,466 students in the full-time first-time non-Pell grant recipient subcohort, which is smaller than the prior reported SFA value. Please review your data and make any necessary corrections, or contact the IPEDS Help Desk for assistance. (Error #13406)	Fatal	Yes	
Reason:	Overridden by administrator. Prior files did not distinguish primary campus enrollment; data have been rearranged to be reported under the correct school. KG			
Screen Entry	In the 2010-11 SFA component, you reported 2,612 full-time first-time undergraduate students for fall 2009, but in OM you reported 2,577 full-time first-time undergraduate students for the full year period that includes fall 2009. We expect the OM value to be greater than or equal to the SFA value. Please review your data and make any necessary corrections, or contact the IPEDS Help Desk for assistance. (Error #13401)	Fatal	Yes	
Reason:	Overridden by administrator. Prior files did not distinguish primary campus enrollment; data have been rearranged to be reported under the correct school. KG			
Screen Entry	In the 2009-10 EF component you reported 2,612 full-time first-time undergraduate students in fall 2009, but in OM you reported 2,577 full-time first-time undergraduate students for the full year period that includes fall 2009. OM should be greater than prior reported EF data. Please review your data and make any necessary corrections, or contact the IPEDS Help Desk for assistance. (Error #13413)	Fatal	Yes	
Reason:	Overridden by administrator. Prior files did not distinguish primary campus enrollment; data have been rearranged to be reported under the correct school. KG			

Institution: New Mexico State University-Main Campus (188030)
 User ID: 88G1911

Overview

Outcome Measures Overview

Welcome to the IPEDS Outcome Measures (OM) survey component. The OM component collects award and enrollment data from degree-granting institutions on four undergraduate cohorts and eight undergraduate subcohorts at three status points: four-years, six-years, and eight-years after entry.

The four cohorts of degree/certificate-seeking undergraduates are:

- First-time, full-time entering (FTFT)
- First-time, part-time entering (FTPT)
- Non-first-time, full-time entering (NFTFT)
- Non-first-time, part-time entering (NFTPT)

For each cohort, two subcohort groups have been added to the OM component - Pell Grant recipients and Non-Pell Grant recipients - resulting in eight undergraduate subcohorts.

Data Reporting Reminders:

- All institutions must report on a **FULL-YEAR** cohort. The OM cohort year is 2010-11. The full-year cohort coverage period is July 1, 2010 - June 30, 2011.
- Institutions will establish their OM cohorts based on their subcohorts of entering Pell Grant recipients and Non-Pell Grant recipients. Institutions should first identify their entering degree/certificate-seeking undergraduates during the cohort coverage period of July 1, 2010 - June 30, 2011, and place each student in the appropriate subcohort. Each student should be reported only once.
- All institutions are required to report transfer-out student data.
- For each status point, institutions will report the highest type of award conferred to a student for each subcohort. The three award categories are certificates, Associate's degree, and Bachelor's degree.
- Institutions should report exclusions for the entire eight year period only on the "Establishing Cohorts" screen. Additional exclusions cannot be reported on the status point screens (i.e., four-years, six-years, or eight-years after entry).
- IPEDS will ask for an estimated time it took to complete the OM component. Include in that estimate the time to review instructions, research data sources (i.e., coordinate with IT and Student Aid offices), complete and review the component, and submit the data.

Important Dates to Remember:

All reporting institutions will report on degree/certificate-seeking undergraduates who entered the 2010-11 cohort year: **(July 1, 2010-June 30, 2011).**

- Four-year status point was as of **August 31, 2014**
- Six-year status point was as of **August 31, 2016**

- Eight-year status point was as of **August 31, 2018**

Reporting Tips:

Carefully read each [OM FAQ](#) before reporting your institution's data. There are FAQs regarding the major updates to OM 2017-18 collection, such as academic reporters now reporting on a full-year cohort, summer sessions starting prior July 1, reporting awards at different status points, and Pell Grant and Non-Pell Grant recipient subcohorts.

Resources:

To download the survey materials for this component: [Survey Materials](#)

To access your prior year data submission for this component: [Reported Data](#)

If you have questions about completing this survey, please contact the IPEDS Help Desk at (877) 225-2568.

Establishing Cohorts

Establishing Cohorts 2010-11 Entering Undergraduate Cohort

(July 1, 2010-June 30, 2011: Full Year)

Directions: Begin by identifying your entering degree/certificate-seeking undergraduates for the full year of July 1, 2010 - June 30, 2011. Then report each student under one of the eight subcohorts (Pell or Non-Pell Grant recipients FTFT, FTPT, NFTFT, NFTPT). Each entering student should be reported only once. The four cohorts and total entering students will be calculated based on your subcohort reporting.

NOTE: Once a student is in the cohort, the student remains in the cohort, even if the student's attendance status changes (i.e., full-time to part-time, or vice versa) or if the student drops out, transfers out, or transfers back into the institution during the eight-year period. However, institutions can make adjustments to the cohort for allowable exclusions, which include the death of a student, permanent disability, military deployment, or service on an official church mission or with a foreign aid service of the Federal government. Exclusions are for the **ENTIRE** eight years for the entering 2010-11 cohort.

<u>Degree/Certificate-Seeking Undergraduate Students</u>	<u>2010-11 cohort</u>	<u>Exclusions to 2010-11 cohort</u>	<u>Adjusted 2010-11 cohort</u>	<u>Prior year Adjusted cohort</u>
First-time entering				
<u>Full-time</u>	2,419	5	2,414	2,567
Pell Grant recipients	1,177	3	1,174	1,107
NonPell Grant recipients	1,242	2	1,240	1,460
<u>Part-time</u>	39	0	39	40
Pell Grant recipients	19	0	19	18
NonPell Grant recipients	20	0	20	22
Non-First-time entering				
<u>Full-time</u>	986	2	984	930
Pell Grant recipients	451	2	449	391
NonPell Grant recipients	535	0	535	539
<u>Part-time</u>	224	0	224	227
Pell Grant recipients	81	0	81	60
NonPell Grant recipients	143	0	143	167
Total Entering	3,668	7	3,661	3,764
Pell Grant recipients	1,728	5	1,723	1,576
NonPell Grant recipients	1,940	2	1,938	2,188

The following reference table is based on institutional data reported in the specified data collections. Data reported on this screen (Establishing Cohorts for OM) have been compared with the data below. To review your prior reported data, go to the Tools menu in the IPEDS Data Collection System --> Go to Collection Level Data Center --> Look up an Institution --> Select your institution --> Select "Reported Data"

	2010 Fall Enrollment, 2010-11 Spring Collection	2010 Pell Grant data from Student Financial Aid, 2011-12 Winter Collection
First-time, Full-time	2,383	1,168
First-time, Part-time	29	N/A
Non-First-time, Full-time	747	N/A

Non-First-time, Part-time	147	N/A
Total Undergraduates	N/A	6,396

Award Status at Four Years**Award Status at Four Years After Entry
2010-11 Entering Undergraduate Cohort
(July 1, 2010-June 30, 2011: Full Year)**

Directions: From the adjusted 2010-11 cohort, report the number of students who earned an award at four years after entry for each subcohort. Report the highest award earned for each degree/certificate-seeking student for the four-year status point (August 31, 2014) even if a student earns multiple awards.

<u>Undergraduate Students</u>	Adjusted 2010-11 cohort	Number of students conferred an award by your institution (Highest Award by August 31, 2014)			Total number of adjusted cohort that received an award from your institution	Percent of adjusted cohort that received an award from your institution
		<u>Certificates</u>	<u>Associate's</u>	<u>Bachelor's</u>		
<u>First-time entering</u>						
Full-time	2,414	0	2	387	389	16
Pell Grant recipients	1,174	0	2	142	144	12
NonPell Grant recipients	1,240	0	0	245	245	20
Part-time	39	0	0	1	1	3
Pell Grant recipients	19	0	0	1	1	5
NonPell Grant recipients	20	0	0	0	0	0
<u>Non-First-time entering</u>						
Full-time	984	0	0	479	479	49
Pell Grant recipients	449	0	0	202	202	45
NonPell Grant recipients	535	0	0	277	277	52
Part-time	224	0	0	70	70	31
Pell Grant recipients	81	0	0	24	24	30
NonPell Grant recipients	143	0	0	46	46	32
<u>Total Entering</u>						
	3,661	0	2	937	939	26
Pell Grant recipients	1,723	0	2	369	371	22
NonPell Grant recipients	1,938	0	0	568	568	29

Award Status at Six Years**Award Status at Six Years After Entry
2010-11 Entering Undergraduate Cohort
(July 1, 2010-June 30, 2011: Full Year)**

Directions: From the adjusted 2010-11 cohort, report the number of students who earned an award at six years after entry for each subcohort. Report the highest award earned for each degree/certificate-seeking student for the six-year status point (August 31, 2016) even if a student earns multiple awards.

<u>Undergraduate Students</u>	Adjusted 2010-11 cohort	Number of students conferred an award by your institution (Highest Award through August 31, 2016)			Total number of adjusted cohort that received an award from your institution	Percent of adjusted cohort that received an award from your institution
		Certificates	Associate's	Bachelor's		
<u>First-time entering</u>						
Full-time	2,414	0	1	1,052	1,053	44
Pell Grant recipients	1,174	0	1	445	446	38
NonPell Grant recipients	1,240	0	0	607	607	49
Part-time	39	0	0	5	5	13
Pell Grant recipients	19	0	0	3	3	16
NonPell Grant recipients	20	0	0	2	2	10
<u>Non-First-time entering</u>						
Full-time	984	0	0	575	575	58
Pell Grant recipients	449	0	0	247	247	55
NonPell Grant recipients	535	0	0	328	328	61
Part-time	224	0	0	100	100	45
Pell Grant recipients	81	0	0	37	37	46
NonPell Grant recipients	143	0	0	63	63	44
<u>Total Entering</u>						
	3,661	0	1	1,732	1,733	47
Pell Grant recipients	1,723	0	1	732	733	43
NonPell Grant recipients	1,938	0	0	1,000	1,000	52

Award and Enrollment Status at Eight Years

Award and Enrollment Status at Eight Years After Entry 2010-11 Entering Undergraduate Cohort (July 1, 2010-June 30, 2011: Full Year)

Directions: From the adjusted 2010-11 cohort, report the number of students who earned an award at eight years after entry for each subcohort. Report the highest award earned for each degree/certificate-seeking student for the eight-year status point (August 31, 2018) even if a student earns multiple awards. For students who did not receive an award from your institution, first report the number of students who are still enrolled at your institution, and then report the number of students who had enrolled at another institution over the eight-year period.

Undergraduate Students	Adjusted 2010-11 cohort	Award Status at Eight Years After Entry					Enrollment Status at Eight Years After Entry						
		Number of students conferred an award by your institution (From Entry through August 31, 2018)			Total number of adjusted cohort that received an award from your institution	Percent of adjusted cohort that received an award from your institution	Prior Year Total number of adjusted cohort that received an award from your institution	Number of students who did not receive an award from your institution (From entry through August 31, 2018)				Percent of adjusted cohort that did not receive an award, but are still enrolled at your institution or enrolled at another institution after leaving your institution	
		Certificates	Associate's	Bachelor's				Number still enrolled at your institution	Number who enrolled at another institution after leaving your institution	Number of students whose subsequent enrollment status is unknown	Total number who did not receive an award from your institution		
First-time entering													
Full-time	2,414	0	1	1,140	1,141	47	1,190	51	793	429	1,273	35	
Pell Grant recipients	1,174	0	1	486	487	41	420	27	408	252	687	37	
NonPell Grant recipients	1,240	0	0	654	654	53	770	24	385	177	586	33	
Part-time	39	0	0	5	5	13	3	1	21	12	34	56	
Pell Grant recipients	19	0	0	3	3	16	1	0	10	6	16	53	
NonPell Grant recipients	20	0	0	2	2	10	2	1	11	6	18	60	
Non-First-time entering													
Full-time	984	0	0	601	601	61	555	15	225	143	383	24	
Pell Grant recipients	449	0	0	259	259	58	218	6	106	78	190	25	
NonPell Grant recipients	535	0	0	342	342	64	337	9	119	65	193	24	
Part-time	224	0	0	107	107	48	95	1	70	46	117	32	
Pell Grant recipients	81	0	0	39	39	48	27	1	23	18	42	30	
NonPell Grant recipients	143	0	0	68	68	48	68	0	47	28	75	33	
Total Entering													
Pell Grant recipients	3,661	0	1	1,853	1,854	51	1,843	68	1,109	630	1,807	32	
NonPell Grant recipients	1,723	0	1	787	788	46	666	34	547	354	935	34	
NonPell Grant recipients	1,938	0	0	1,066	1,066	55	1,177	34	562	276	872	31	



You may use the space below to provide context for the data you've reported above. These context notes will be posted on the College Navigator website, and should be written to be understood by students and parents.

Prepared by

The name of the preparer is being collected so that we can follow up with the appropriate person in the event that there are questions concerning the data. The Keyholder will be copied on all email correspondence to other preparers.

The time it took to prepare this component is being collected so that we can continue to improve our estimate of the reporting burden associated with IPEDS. Please include in your estimate the time it took for you to review instructions, query and search data sources, complete and review the component, and submit the data through the Data Collection System.

Thank you for your assistance.

This survey component was prepared by:

<input checked="" type="radio"/> Keyholder	<input type="radio"/> SFA Contact	<input type="radio"/> HR Contact
<input type="radio"/> Finance Contact	<input type="radio"/> Academic Library Contact	<input type="radio"/> Other
Name: Candace Gilfillan		
Email: gilca@nmsu.edu		

How many staff from your institution only were involved in the data collection and reporting process of this survey component?

2.00	Number of Staff (including yourself)
------	--------------------------------------

How many hours did you and others from your institution only spend on each of the steps below when responding to this survey component?

Exclude the hours spent collecting data for state and other reporting purposes.

Staff member	Collecting Data Needed	Revising Data to Match IPEDS Requirements	Entering Data	Revising and Locking Data
Your office	1.00 hours	hours	1.00 hours	2.00 hours
Other offices	hours	hours	hours	hours

Summary

Outcome Measures Component Summary

IPEDS collects important information regarding your institution. All data reported in IPEDS survey components become available in the IPEDS Data Center and appear as aggregated data in various Department of Education reports. Additionally, some of the reported data appears specifically for your institution through the College Navigator website. The purpose of this summary is to provide you an opportunity to view some of the data that, when accepted through the IPEDS quality control process, will appear on the College Navigator website. College Navigator is updated approximately three months after the data collection period closes.

Please review your data for accuracy. If you have questions about the data displayed below after reviewing the data reported on the survey screens, please contact the IPEDS Help Desk at: 1-877-225-2568 or ipedshelp@rti.org.

Cohort	4-year Award Rate	6-year Award Rate	8-year Award Rate	Still enrolled at your institution after 8 years	Did not receive an award and subsequently enrolled at another institution
First-time entering					
Full-time	16%	44%	47%	2%	33%
Pell Grant recipients	12%	38%	41%	2%	35%
NonPell Grant recipients	20%	49%	53%	2%	31%
Part-time	3%	13%	13%	3%	54%
Pell Grant recipients	5%	16%	16%	0%	53%
NonPell Grant recipients	0%	10%	10%	5%	55%
Non-First-time entering					
Full-time	49%	58%	61%	2%	23%
Pell Grant recipients	45%	55%	58%	1%	24%
NonPell Grant recipients	52%	61%	64%	2%	22%
Part-time	31%	45%	48%	0%	31%
Pell Grant recipients	30%	46%	48%	1%	28%
NonPell Grant recipients	32%	44%	48%	0%	33%
Total Entering					
Full-time	26%	47%	51%	2%	30%
Pell Grant recipients	22%	43%	46%	2%	32%
NonPell Grant recipients	29%	52%	55%	2%	29%

Outcome Measures

New Mexico State University-Main Campus (188030)

There are no errors for the selected survey and institution.