

## Accessing IPEDS Surveys by Year

This file contains multiple years of the IPEDS survey. To avoid scrolling through all years, the Bookmarks feature will allow you to go to specific years.

- In [Google Chrome](#), the Bookmarks button is on the right side of the document toolbar (it appears under the browser toolbar). Select the year you would like to view.
- In [Microsoft Internet Explorer](#) if the Bookmarks pane is not already open, the Bookmarks button is in the document toolbar on the left side of the screen. Select the year you would like to view.
- In [Mozilla Firefox](#), the Bookmarks button is called Show Document Outline. To get to it, click the Toggle Sidebar button on the left side of the document toolbar (it appears under the browser toolbar). Then click the Show Document Outline button. Select the year you would like to view.

Institution: New Mexico State University-Dona Ana (187620)

User ID: 88G1911

## Overview

### Outcome Measures Overview

Welcome to the IPEDS Outcome Measures (OM) survey component. The OM component collects award and enrollment data from degree-granting institutions on four undergraduate cohorts at two points in time: six-year and eight-year.

The four cohorts of degree/certificate-seeking undergraduates are:

- Full-time, first-time
- Part-time, first-time
- Full-time, non-first-time
- Part-time, non-first-time

#### Updates:

Because this is the first year of OM data collection, IPEDS will ask for an estimated time it took you to complete the OM survey component. Include in that estimate the time to review instructions, research data sources, complete and review the component, and submit the data.

#### Data Reporting Reminders:

All reporting institutions will report on an entering cohort year: 2007

Six-year status will be as of August 31, 2013

Eight-year status will be as of August 31, 2015

#### Reporting Tips:

- Follow directions on who to include and exclude in your cohorts. Inclusion and exclusion directions are similar to Graduation Rates.
- As a new survey component, carefully read each [OM FAQ](#) before reporting your institution's data.

#### Coverage:

For academic year reporters (standard academic terms - semesters, trimesters, quarters, or 4-1-4 plan), institutions will report using a fall cohort. Institutions may either use October 15, 2007 or the institution's official fall reporting date.

For program and hybrid reporters (not on standard academic terms), institutions will report using a full-year cohort. Institutions will report during the period between September 1, 2007 and August 31, 2008.

#### Resources:

To download the survey materials for this component: [Survey Materials](#)

If you have questions about completing this survey, please contact the **IPEDS Help Desk at 1-877-225-2568**.

### Award Status at Six Years

#### Award Status at Six Years

Directions: Refer to 2015-16 Survey Materials' Instructions for Award Status at Six Years.

	2007 cohort	Revised 2007 cohort (through August 31, 2013)	Exclusions to 2007 cohort (through August 31, 2013)	Adjusted 2007 cohort	Awarded by your institution (through August 31, 2013)	Percent of adjusted cohort who received an award from your institution by August 31, 2013
<b>First-time entering</b>						
Full-time	721	753	1	752	188	25
Part-time	953	⊗ 296	0	296	50	17
<b>Non-first-time entering</b>						
Full-time	99	112	1	111	35	32
Part-time	183	⊗ 95	0	95	27	28

### Award and Enrollment Status at Eight Years

#### Award and Enrollment Status at Eight Years

Directions: Refer to 2015-16 Survey Materials' Instructions for Award and Enrollment Status at Eight Years.

	2007 cohort	Revised 2007 cohort (through August 31, 2015)	Exclusions to 2007 cohort (through August 31, 2015)	Adjusted 2007 Cohort	Awarded by your institution (through August 31, 2015)	Students who did not receive an award from your institution by August 31, 2015				Percent of adjusted cohort who received an award from your institution by August 31, 2015	Percent of adjusted cohort who did not receive an award, but are still enrolled at your institution or subsequently enrolled at another institution
						Number still enrolled at your institution	Number who subsequently enrolled at another institution	Number of students whose subsequent enrollment status is unknown	Total number who did not receive an award from your institution		
<b>First-time entering</b>											
Full-time	721	753	2	751	208	33	186	324	543	28	29
Part-time	953	296	0	296	64	12	51	169	232	22	21
<b>Non-first-time entering</b>											
Full-time	99	112	1	111	35	2	52	22	76	32	49
Part-time	183	95	0	95	31	4	26	34	64	33	32



You may use the space below to provide context for the data you've reported above. These context notes will be posted on the College Navigator website, and should be written to be understood by students and parents.

### Prepared by

**This survey component was prepared by:**

<input checked="" type="radio"/> Keyholder	<input type="radio"/> SFA Contact	<input type="radio"/> HR Contact
<input type="radio"/> Finance Contact	<input type="radio"/> Academic Library Contact	<input type="radio"/> Other

Name: Judy Bosland
Email: jbosland@nmsu.edu

How long did it take to prepare this survey component?	16hours	minutes
--	---------	---------

The name of the preparer is being collected so that we can follow up with the appropriate person in the event that there are questions concerning the data. The Keyholder will be copied on all email correspondence to other preparers.

The time it took to prepare this component is being collected so that we can continue to improve our estimate of the reporting burden associated with IPEDS. Please include in your estimate the time it took for you to review instructions, query and search data sources, complete and review the component, and submit the data through the Data Collection System.

Thank you for your assistance.

**Summary****Outcome Measures Component Summary**

IPEDS collects important information regarding your institution. All data reported in IPEDS survey components become available in the IPEDS Data Center and appear as aggregated data in various Department of Education reports. Additionally, some of the reported data appears specifically for your institution through the College Navigator website. The purpose of this summary is to provide you an opportunity to view some of the data that, when accepted through the IPEDS quality control process, will appear on the College Navigator website. College Navigator is updated approximately three months after the data collection period closes.

Please review your data for accuracy. If you have questions about the data displayed below after reviewing the data reported on the survey screens, please contact the IPEDS Help Desk at: 1-877-225-2568 or [ipedshelp@rti.org](mailto:ipedshelp@rti.org).

Cohort	6-year Award Rate	8-year Award Rate	Still enrolled at your institution after 8 years	Did not receive an award and subsequently enrolled at another institution
Full-time, First-time	25%	28%	4%	25%
Part-time, First-time	17%	22%	4%	17%
Full-time, Non-first-time	32%	32%	2%	47%
Part-time, Non-first-time	28%	33%	4%	27%

## Outcome Measures

## New Mexico State University-Dona Ana (187620)

Source	Description	Severity	Resolved	Options
<b>Screen: Award Status at Six Years</b>				
Screen Entry	The number of part-time, first-time students reported for the Revised 2007 cohort through August 31, 2013 (296) is outside the expected range of between 858 and 1,048 based on the 2007 cohort. Please correct your data or contact the IPEDS Help Desk for assistance. (Error #13105)	Fatal	Yes	
Reason:	Overridden by administrator. The initial cohort from 2007 non-degree seeking students were incorrectly included in the cohort. The revised cohort has excluded these students. JMP			
Screen Entry	The number of part-time, non-first-time students reported for the Revised 2007 cohort through August 31, 2013 (95) is outside the expected range of between 147 and 219 based on the 2007 cohort. Please correct your data or contact the IPEDS Help Desk for assistance. (Error #13107)	Fatal	Yes	
Reason:	Overridden by administrator. The initial cohort from 2007 non-degree seeking students were incorrectly included in the cohort. The revised cohort has excluded these students. JMP			

Institution: New Mexico State University-Dona Ana (187620)  
 User ID: 88G1911

## Overview

### Outcome Measures Overview

Welcome to the IPEDS Outcome Measures (OM) survey component. The OM component collects award and enrollment data from degree-granting institutions on four undergraduate cohorts at two points in time: six-year and eight-year.

The four cohorts of degree/certificate-seeking undergraduates are:

- Full-time, first-time entering (FTFT)
- Part-time, first-time entering (PTFT)
- Full-time, non-first-time entering (FTNFT)
- Part-time, non-first-time entering (PTNFT)

#### Updates:

- New for the 2016-17 collection, initial cohort data will be preloaded in the six-year award screen for the four cohorts (FTFT, PTFT, FTNFT, PTNFT). In addition, for applicable institutions, the revised FTFT cohort will also be preloaded to ensure that Graduation Rates 200% match with OM's 8-year award rates.
- IPEDS will ask for an estimated time it took you to complete the OM survey component. Include in that estimate the time to review instructions, research data sources, complete and review the component, and submit the data.
- There are two new changes on the Award and Enrollment Status at Eight-year Screen: 1) The Revised Cohort column is no longer available. Revised cohorts can only be entered on the Award Status at Six-year Screen and 2) Last year's data collection had an Exclusions column for the entire Eight-year period. This column has changed to an Additional Exclusions column (September 1, 2014 through August 31, 2016).
- A new calculated total row, which represents all entering students, has been added to the bottom of both the Six-year and Eight-year screens.

#### Data Reporting Reminders:

All reporting institutions will report on an entering cohort year: **2008**

Six-year status will be as of **August 31, 2014**

Eight-year status will be as of **August 31, 2016**

#### Reporting Tips:

- Follow directions on who to include and exclude in your cohorts. Inclusion and exclusion directions are similar to Graduation Rates.
- Carefully read each [OM FAQ](#) before reporting your institution's data. NOTE: There is a new FAQ (#10) which addresses if your institution changed its calendar system (i.e., academic year, hybrid, or program).

#### Coverage:

For academic year reporters (standard academic terms - semesters, trimesters, quarters, or 4-1-4 plan), institutions will report using a fall cohort. Institutions may either use October 15, 2008 or the institution's official fall reporting date.

For program and hybrid reporters (not on standard academic terms), institutions will report using a full-year cohort. Institutions will report during the period between September 1, 2008 and August 31, 2009.

#### Resources:

To download the survey materials for this component: [Survey Materials](#)

To access your prior year data submission for this component: [Reported Data](#)

If you have questions about completing this survey, please contact the **IPEDS Help Desk at 1-877-225-2568**.






### Award Status at Six Years

**Award Status at Six Years Directions: Refer to 2016-17 Survey Materials' Instructions for Award Status at Six Years.**

**Complete this screen for the 2008 entering cohort.**

**The 6 year period is the time the cohort enters through August 31, 2014.**


	2008 cohort	Revised 2008 cohort	Exclusions to 2008 cohort	Adjusted 2008 cohort	 Awarded by your institution	Percent of adjusted cohort who received an award from your institution
<b>First-time entering</b>						
Full-time	821	814	0	814	241	30
Part-time	1,023	 327	0	327	56	17
<b>Non-first-time entering</b>						
Full-time	120	137	0	137	38	28
Part-time	258	 115	0	115	28	24
<b>Total entering students</b>						
	2,222	1,393	0	1,393	363	26

### Award and Enrollment Status at Eight Years

**Award and Enrollment Status at Eight Years Directions: Refer to 2016-17 Survey Materials' Instructions for Award and Enrollment Status at Eight Years.**

**Complete this screen for the 2008 entering cohort. The 8 year period is the time the cohort enters through August 31, 2016.**

	2008 Cohort (preloaded adjusted cohort from six year award status screen)	Additional Exclusions (September 1, 2014 through August 31, 2016)	Adjusted 2008 Cohort	Awarded by your institution	Students who did not receive an award from your institution through August 31, 2016				Percent of adjusted cohort who received an award from your institution	Percent of adjusted cohort who did not receive an award, but are still enrolled at your institution or subsequently enrolled at another institution
					Number still enrolled at your institution	Number who subsequently enrolled at another institution	Number of students whose subsequent enrollment status is unknown	Total number who did not receive an award from your institution		
<b>First-time entering</b>										
Full-time	814	2	812	263	28	159	362	549	32	23
Part-time	327	0	327	66	14	39	208	261	20	16
<b>Non-first-time entering</b>										
Full-time	137	0	137	38	3	56	40	99	28	43
Part-time	115	0	115	30	3	42	40	85	26	39
<b>Total entering students</b>										
	1,393	2	1,391	397	48	296	650	994	29	25

 You may use the space below to provide context for the data you've reported above. These context notes will be posted on the College Navigator website, and should be written to be understood by students and parents.

### Prepared by

**This survey component was prepared by:**

<input checked="" type="radio"/> Keyholder	<input type="radio"/> SFA Contact	<input type="radio"/> HR Contact
<input type="radio"/> Finance Contact	<input type="radio"/> Academic Library Contact	<input type="radio"/> Other

Name: Judy Bosland
Email: jbosland@nmsu.edu

How long did it take to prepare this survey component?	hours	minutes
--	-------	---------

The name of the preparer is being collected so that we can follow up with the appropriate person in the event that there are questions concerning the data. The Keyholder will be copied on all email correspondence to other preparers. The time it took to prepare this component is being collected so that we can continue to improve our estimate of the reporting burden associated with IPEDS. Please include in your estimate the time it took for you to review instructions, query and search data sources, complete and review the component, and submit the data through the Data Collection System. Thank you for your assistance.

**Summary****Outcome Measures Component Summary**

IPEDS collects important information regarding your institution. All data reported in IPEDS survey components become available in the IPEDS Data Center and appear as aggregated data in various Department of Education reports. Additionally, some of the reported data appears specifically for your institution through the College Navigator website. The purpose of this summary is to provide you an opportunity to view some of the data that, when accepted through the IPEDS quality control process, will appear on the College Navigator website. College Navigator is updated approximately three months after the data collection period closes.

Please review your data for accuracy. If you have questions about the data displayed below after reviewing the data reported on the survey screens, please contact the IPEDS Help Desk at: 1-877-225-2568 or [ipedshelp@rti.org](mailto:ipedshelp@rti.org).

Cohort	6-year Award Rate	8-year Award Rate	Still enrolled at your institution after 8 years	Did not receive an award and subsequently enrolled at another institution
Full-time, First-time	30%	32%	3%	20%
Part-time, First-time	17%	20%	4%	12%
Full-time, Non-first-time	28%	28%	2%	41%
Part-time, Non-first-time	24%	26%	3%	37%

Outcome Measures

New Mexico State University-Dona Ana (187620)

Source	Description	Severity	Resolved	Options
<b>Screen: Award Status at Six Years</b>				
Screen Entry	The number of part-time, first-time students reported for the Revised 2008 cohort through August 31, 2014 (327) is outside the expected range of between 921 and 1,125 based on the 2008 cohort. Please correct your data or contact the IPEDS Help Desk for assistance. (Error #13105)	Fatal	Yes	
Reason:	Overridden by administrator. Count has been revised to exclude non-degree seeking students enrolled at sister institutions. KG			
Screen Entry	The number of part-time, non-first-time students reported for the Revised 2008 cohort through August 31, 2014 (115) is outside the expected range of between 207 and 309 based on the 2008 cohort. Please correct your data or contact the IPEDS Help Desk for assistance. (Error #13107)	Fatal	Yes	
Reason:	Overridden by administrator. Count has been revised to exclude non-degree seeking students enrolled at sister institutions. KG			

**Overview****Outcome Measures Overview**

Welcome to the IPEDS Outcome Measures (OM) survey component. The OM component collects award and enrollment data from degree-granting institutions on four undergraduate cohorts and eight undergraduate subcohorts at three status points: four-years, six-years, and eight-years after entry.

The four cohorts of degree/certificate-seeking undergraduates are:

- First-time, full-time entering (FTFT)
- First-time, part-time entering (FTPT)
- Non-first-time, full-time entering (NFTFT)
- Non-first-time, part-time entering (NFTPT)

For each cohort, two subcohort groups have been added to the OM component - Pell Grant recipients and Non-Pell Grant recipients - resulting in eight new undergraduate subcohorts.

**Major Updates:**

- Starting with the 2017-18 collection, all institutions must report on a **FULL-YEAR** cohort. The OM cohort year is 2009-10. The full-year cohort coverage period is July 1, 2009 - June 30, 2010.
- Institutions will establish their OM cohorts based on their subcohorts of entering Pell Grant recipients and Non-Pell Grant recipients. Institutions should first identify their entering degree/certificate-seeking undergraduates during July 1, 2009 - June 30, 2010 and place each student in the appropriate subcohort. Each student should be reported only once.
- A new, third status point of four years after entry has been added to OM component.
- For each status point, institutions will report the highest type of award conferred to a student for each subcohort. The three award categories are certificates, associate's degree, and bachelor's degree. The awards are mutually exclusive within each status point.
- Institutions should report exclusions for the entire eight year period only on the "Establishing Cohorts" screen. Additional exclusions cannot be reported on the status point screens (i.e., four-years, six-years, or eight-years after entry).
- IPEDS will ask for an estimated time it took to complete the OM component. Include in that estimate the time to review instructions, research data sources (i.e., coordinate with IT and Student Aid offices), complete and review the component, and submit the data.

**Data Reporting Reminders:**

All reporting institutions will report on the entering cohort year: **2009-10 (July 1, 2009 - June 30, 2010)**.

- Four-year status point was as of **August 31, 2013**
- Six-year status point was as of **August 31, 2015**
- Eight-year status point was as of **August 31, 2017**

**Reporting Tips:**

Carefully read each [OMFAQ](#) before reporting your institution's data. There are new FAQs regarding the major updates to OM 2017-18 collection, such as academic reporters now reporting on a full-year cohort, summer sessions starting prior July 1, reporting awards at different status points, and Pell Grant and Non-Pell Grant recipient subcohorts.

Remember: All institutions are required to report transfer-out student data. Refer to FAQ #33 for more information.

**Resources:**

To download the survey materials for this component: [Survey Materials](#)

To access your prior year data submission for this component: [Reported Data](#)

If you have questions about completing this survey, please contact the **IPEDS Help Desk at 1-877-225-2568**.

**Establishing Cohorts**

**Establishing Cohorts**  
**2009-10 Entering Undergraduate Cohort**  
 (July 1, 2009-June 30, 2010: Full Year)

**Directions:** Begin by identifying your entering degree/certificate-seeking undergraduates for the full year of July 1, 2009 - June 30, 2010. Then report each student under one of the eight subcohorts (Pell or Non-Pell Grant recipients FTFT, FTPT, NFTFT, NFTPT). Each entering student should be reported only once. The four cohorts and total entering students will be calculated based on your subcohort reporting.

**NOTE:** Once a student is in the cohort, the student remains in the cohort, even if the student's attendance status changes (i.e., full-time to part-time, or vice versa) or if the student drops out, transfers out, or transfers back into the institution during the eight-year period. However, adjustments can be made to the cohort for allowable exclusions, which include the death of a student, permanent disability, military deployment, or service on an official church mission or with a foreign aid service of the Federal government. Exclusions are for the **ENTIRE** eight years for the entering 2009-10 cohort.

<u>Degree/Certificate-Seeking Undergraduate Students</u>	<u>2009-10 cohort</u>	<u>Exclusions to 2009-10 cohort</u>	<u>Adjusted 2009-10 cohort</u>
<b>First-time entering</b>			
<u>Full-time</u>	1,367	9	1,358
Pell Grant recipients	<input type="text" value="1,021"/>	<input type="text" value="8"/>	1,013
Non-Pell Grant recipients	<input type="text" value="346"/>	<input type="text" value="1"/>	345
<u>Part-time</u>	616	4	612
Pell Grant recipients	<input type="text" value="372"/>	<input type="text" value="3"/>	369
Non-Pell Grant recipients	<input type="text" value="244"/>	<input type="text" value="1"/>	243
<b>Non-First-time entering</b>			
<u>Full-time</u>	249	0	249
Pell Grant recipients	<input type="text" value="164"/>	<input type="text" value="0"/>	164
Non-Pell Grant recipients	<input type="text" value="85"/>	<input type="text" value="0"/>	85
<u>Part-time</u>	232	1	231
Pell Grant recipients	<input type="text" value="83"/>	<input type="text" value="0"/>	83
Non-Pell Grant recipients	<input type="text" value="149"/>	<input type="text" value="1"/>	148
<b>Total Entering</b>			
	2,464	14	2,450
Pell Grant recipients	1,640	11	1,629
Non-Pell Grant recipients	824	3	821

The following reference table is based on institutional data reported in the specified data collections. Data reported on this screen (Establishing Cohorts for OM) have been compared with the data below. To review your prior reported data, go to the Tools menu in the IPEDS Data Collection System --> Go to Collection Level Data Center --> Look up an Institution --> Select your institution --> Select "Reported Data"

	2009 Fall Enrollment, 2009-10 Spring Collection	2009 Pell Grant data from Student Financial Aid, 2010-11 Winter Collection
First-time, Full-time	1,016	784
First-time, Part-time	1,042	N/A
Non-First-time, Full-time	143	N/A
Non-First-time, Part-time	249	N/A
Total Undergraduates	N/A	3,483

**Award Status at Four Years**

**Award Status at Four Years After Entry  
2009-10 Entering Undergraduate Cohort  
(July 1, 2009-June 30, 2010: Full Year)**

**Directions: From the adjusted 2009-10 cohort, report the number of students who earned an award by four years after entry for each subcohort. If a student earns multiple awards, report only the highest award conferred to the student by the status point (August 31, 2013).**

<u>Undergraduate Students</u>	Adjusted 2009-10 cohort	Number of students conferred an award by your institution (Highest Award by August 31, 2013)			Total number of adjusted cohort that received an award from your institution	Percent of adjusted cohort that received an award from your institution
		<u>Certificates</u>	<u>Associate's</u>	<u>Bachelor's</u>		
<u>First-time entering</u>						
Full-time	1,358	50	216	0	266	20
Pell Grant recipients	1,013	34	170	0	204	20
Non-Pell Grant recipients	345	16	46	0	62	18
Part-time	612	26	38	0	64	10
Pell Grant recipients	369	16	29	0	45	12
Non-Pell Grant recipients	243	10	9	0	19	8
<u>Non-First-time entering</u>						
Full-time	249	5	70	0	75	30
Pell Grant recipients	164	5	42	0	47	29
Non-Pell Grant recipients	85	0	28	0	28	33
Part-time	231	16	37	0	53	23
Pell Grant recipients	83	7	14	0	21	25
Non-Pell Grant recipients	148	9	23	0	32	22
<u>Total Entering</u>						
	2,450	97	361	0	458	19
Pell Grant recipients	1,629	62	255	0	317	19
Non-Pell Grant recipients	821	35	106	0	141	17



**Award Status at Six Years**

**Award Status at Six Years After Entry  
2009-10 Entering Undergraduate Cohort  
(July 1, 2009-June 30, 2010: Full Year)**

**Directions:** From the adjusted 2009-10 cohort, report the number of students who earned an award by six years after entry for each subcohort. If a student earns multiple awards, report only the highest award conferred to the student by the status point (August 31, 2015).

<u>Undergraduate Students</u>	Adjusted 2009-10 cohort	Number of students conferred an award by your institution (Highest Award through August 31, 2015)			Total number of adjusted cohort that received an award from your institution	Percent of adjusted cohort that received an award from your institution
		<u>Certificates</u>	<u>Associate's</u>	<u>Bachelor's</u>		
<u>First-time entering</u>						
Full-time	1,358	46	272	0	318	23
Pell Grant recipients	1,013	33	210	0	243	24
Non-Pell Grant recipients	345	13	62	0	75	22
Part-time	612	22	78	0	100	16
Pell Grant recipients	369	13	57	0	70	19
Non-Pell Grant recipients	243	9	21	0	30	12
<u>Non-First-time entering</u>						
Full-time	249	5	74	0	79	32
Pell Grant recipients	164	5	46	0	51	31
Non-Pell Grant recipients	85	0	28	0	28	33
Part-time	231	12	52	0	64	28
Pell Grant recipients	83	5	23	0	28	34
Non-Pell Grant recipients	148	7	29	0	36	24
<u>Total Entering</u>						
	2,450	85	476	0	561	23
Pell Grant recipients	1,629	56	336	0	392	24
Non-Pell Grant recipients	821	29	140	0	169	21


**Award and Enrollment Status at Eight Years**

**Award and Enrollment Status at Eight Years After Entry  
2009-10 Entering Undergraduate Cohort  
(July 1, 2009-June 30, 2010: Full Year)**

**Directions:** From the adjusted 2009-10 cohort, report the number of students who earned an award by eight years after entry for each subcohort. If a student earns multiple awards, report only the highest award conferred to the student by the status point (August 31, 2017).

For students that did not receive an award from your institution, report the number of students who are still enrolled at your institution, and then report the number of students who had enrolled at another institution over the eight year period.

Undergraduate Students	Adjusted 2009-10 cohort	Award Status at Eight Years After Entry					Enrollment Status at Eight Years After Entry					
		Number of students conferred an award by your institution (From Entry through August 31, 2017)			Total number of adjusted cohort that received an award from your institution	Percent of adjusted cohort that received an award from your institution	Number of students who did not receive an award from your institution (From entry through August 31, 2017)				Percent of adjusted cohort that did not receive an award, but are still enrolled at your institution and enrolled at another institution after leaving your institution	
		Certificates	Associate's	Bachelor's			Number still enrolled at your institution	Number who enrolled at another institution after leaving your institution	Number of students whose subsequent enrollment status is unknown	Total number who did not receive an award from your institution		
<b>First-time entering</b>												
Full-time	1,358	45	301	0	346	25	50	300	662	1,012	26	
Pell Grant recipients	1,013	32	228	0	260	26	34	209	510	753	24	
Non-Pell Grant recipients	345	13	73	0	86	25	16	91	152	259	31	
Part-time	612	23	86	0	109	18	24	79	400	503	17	
Pell Grant recipients	369	13	64	0	77	21	14	38	240	292	14	
Non-Pell Grant recipients	243	10	22	0	32	13	10	41	160	211	21	
<b>Non-First-time entering</b>												
Full-time	249	5	75	0	80	32	5	93	71	169	39	
Pell Grant recipients	164	5	47	0	52	32	0	61	51	112	37	
Non-Pell Grant recipients	85	0	28	0	28	33	5	32	20	57	44	
Part-time	231	13	58	0	71	31	3	62	95	160	28	
Pell Grant recipients	83	6	27	0	33	40	2	17	31	50	23	
Non-Pell Grant recipients	148	7	31	0	38	26	1	45	64	110	31	
<b>Total Entering</b>												
Full-time	2,450	86	520	0	606	25	82	534	1,228	1,844	25	
Pell Grant recipients	1,629	56	366	0	422	26	50	325	832	1,207	23	
Non-Pell Grant recipients	821	30	154	0	184	22	32	209	396	637	29	

 You may use the space below to provide context for the data you've reported above. These context notes will be posted on the College Navigator website, and should be written to be understood by students and parents.

**Prepared by**

The name of the preparer is being collected so that we can follow up with the appropriate person in the event that there are questions concerning the data. The Keyholder will be copied on all email correspondence to other preparers.

The time it took to prepare this component is being collected so that we can continue to improve our estimate of the reporting burden associated with IPEDS. Please include in your estimate the time it took for you to review instructions, query and search data sources, complete and review the component, and submit the data through the Data Collection System.

Thank you for your assistance.

**This survey component was prepared by:**

<input checked="" type="radio"/>	Keyholder	<input type="radio"/>	SFA Contact	<input type="radio"/>	HR Contact
<input type="radio"/>	Finance Contact	<input type="radio"/>	Academic Library Contact	<input type="radio"/>	Other
Name:	<input type="text" value="Judy Bosland"/>				
Email:	<input type="text" value="jbosland@nmsu.edu"/>				

**How many staff from your institution only were involved in the data collection and reporting process of this survey component?**

<input type="text" value="3.00"/>	Number of Staff (including yourself)
-----------------------------------	--------------------------------------

**How many hours did you and others from your institution only spend on each of the steps below when responding to this survey component?**

*Exclude the hours spent collecting data for state and other reporting purposes.*

Staff member	Collecting Data Needed	Revising Data to Match IPEDS Requirements	Entering Data	Revising and Locking Data
Your office	<input type="text" value="8.00"/> hours	<input type="text" value="10.00"/> hours	<input type="text" value="1.00"/> hours	<input type="text" value="2.00"/> hours
Other offices	<input type="text"/> hours	<input type="text"/> hours	<input type="text"/> hours	<input type="text"/> hours

**Summary**

**Outcome Measures Component Summary**

IPEDS collects important information regarding your institution. All data reported in IPEDS survey components become available in the IPEDS Data Center and appear as aggregated data in various Department of Education reports. Additionally, some of the reported data appears specifically for your institution through the College Navigator website. The purpose of this summary is to provide you an opportunity to view some of the data that, when accepted through the IPEDS quality control process, will appear on the College Navigator website. College Navigator is updated approximately three months after the data collection period closes.

Please review your data for accuracy. If you have questions about the data displayed below after reviewing the data reported on the survey screens, please contact the IPEDS Help Desk at: 1-877-225-2568 or [ipedshelp@rti.org](mailto:ipedshelp@rti.org).

Cohort	4-year Award Rate	6-year Award Rate	8-year Award Rate	Still enrolled at your institution after 8 years	Did not receive an award and subsequently enrolled at another institution
<b>First-time entering</b>					
Full-time	20%	23%	25%	4%	22%
Pell Grant recipients	20%	24%	26%	3%	21%
Non-Pell Grant recipients	18%	22%	25%	5%	26%
Part-time	10%	16%	18%	4%	13%
Pell Grant recipients	12%	19%	21%	4%	10%
Non-Pell Grant recipients	8%	12%	13%	4%	17%
<b>Non-First-time entering</b>					
Full-time	30%	32%	32%	2%	37%
Pell Grant recipients	29%	31%	32%	0%	37%
Non-Pell Grant recipients	33%	33%	33%	6%	38%
Part-time	23%	28%	31%	1%	27%
Pell Grant recipients	25%	34%	40%	2%	20%
Non-Pell Grant recipients	22%	24%	26%	1%	30%
<b>Total Entering</b>					
Pell Grant recipients	19%	23%	25%	3%	22%
Non-Pell Grant recipients	19%	24%	26%	3%	20%
Non-Pell Grant recipients	17%	21%	22%	4%	25%

**Outcome Measures**

**New Mexico State University-Dona Ana (187620)**

Source	Description	Severity	Resolved	Options
<b>Screen: Establishing Cohorts</b>				
Screen Entry	In the 2009-10 EF component you reported 1,042 part-time first-time undergraduate students in fall 2009, but in OM you reported 616 part-time first-time undergraduate students for the full year period that includes fall 2009. OM should be greater than prior reported EF data. Please review your data and make any necessary corrections, or contact the IPEDS Help Desk for assistance. (Error #13414)	Fatal	Yes	
Reason:	Overridden by administrator. Students were previously reported at part-time more than once in some instances. Now some are adjusted to full-time status based on number of credits; this is system-wide scenario where students undergo flexible transfer between schools. KG			
Screen Entry	In the 2009-10 EF component you reported 249 part-time not first-time undergraduate students in fall 2009, but in OM you reported 232 part-time not first-time undergraduate students for the full year period that includes fall 2009. OM should be greater than prior reported EF data. Please review your data and make any necessary corrections, or contact the IPEDS Help Desk for assistance. (Error #13416)	Fatal	Yes	
Reason:	Overridden by administrator. Students were previously reported at part-time more than once in some instances. Now some are adjusted to full-time status based on number of credits; this is system-wide scenario where students undergo flexible transfer between schools. KG			

Institution: New Mexico State University-Dona Ana (187620)

User ID: 88G1911

## Overview

### Outcome Measures Overview

Welcome to the IPEDS Outcome Measures (OM) survey component. The OM component collects award and enrollment data from degree-granting institutions on four undergraduate cohorts and eight undergraduate subcohorts at three status points: four-years, six-years, and eight-years after entry.

The four cohorts of degree/certificate-seeking undergraduates are:

- First-time, full-time entering (FTFT)
- First-time, part-time entering (FTPT)
- Non-first-time, full-time entering (NFTFT)
- Non-first-time, part-time entering (NFTPT)

For each cohort, two subcohort groups have been added to the OM component - Pell Grant recipients and Non-Pell Grant recipients - resulting in eight undergraduate subcohorts.

### Data Reporting Reminders:

- All institutions must report on a **FULL-YEAR** cohort. The OM cohort year is 2010-11. The full-year cohort coverage period is July 1, 2010 - June 30, 2011.
- Institutions will establish their OM cohorts based on their subcohorts of entering Pell Grant recipients and Non-Pell Grant recipients. Institutions should first identify their entering degree/certificate-seeking undergraduates during the cohort coverage period of July 1, 2010 - June 30, 2011, and place each student in the appropriate subcohort. Each student should be reported only once.
- All institutions are required to report transfer-out student data.
- For each status point, institutions will report the highest type of award conferred to a student for each subcohort. The three award categories are certificates, Associate's degree, and Bachelor's degree.
- Institutions should report exclusions for the entire eight year period only on the "Establishing Cohorts" screen. Additional exclusions cannot be reported on the status point screens (i.e., four-years, six-years, or eight-years after entry).
- IPEDS will ask for an estimated time it took to complete the OM component. Include in that estimate the time to review instructions, research data sources (i.e., coordinate with IT and Student Aid offices), complete and review the component, and submit the data.

### Important Dates to Remember:

All reporting institutions will report on degree/certificate-seeking undergraduates who entered the 2010-11 cohort year: **(July 1, 2010-June 30, 2011).**

- Four-year status point was as of **August 31, 2014**
- Six-year status point was as of **August 31, 2016**

- Eight-year status point was as of **August 31, 2018**

**Reporting Tips:**

Carefully read each [OM FAQ](#) before reporting your institution's data. There are FAQs regarding the major updates to OM 2017-18 collection, such as academic reporters now reporting on a full-year cohort, summer sessions starting prior July 1, reporting awards at different status points, and Pell Grant and Non-Pell Grant recipient subcohorts.

**Resources:**

To download the survey materials for this component: [Survey Materials](#)

To access your prior year data submission for this component: [Reported Data](#)

If you have questions about completing this survey, please contact the IPEDS Help Desk at (877) 225-2568.

## Establishing Cohorts

### Establishing Cohorts 2010-11 Entering Undergraduate Cohort

(July 1, 2010-June 30, 2011: Full Year)

**Directions: Begin by identifying your entering degree/certificate-seeking undergraduates for the full year of July 1, 2010 - June 30, 2011. Then report each student under one of the eight subcohorts (Pell or Non-Pell Grant recipients FTFT, FTPT, NFTFT, NFTPT). Each entering student should be reported only once. The four cohorts and total entering students will be calculated based on your subcohort reporting.**

**NOTE:** Once a student is in the cohort, the student remains in the cohort, even if the student's attendance status changes (i.e., full-time to part-time, or vice versa) or if the student drops out, transfers out, or transfers back into the institution during the eight-year period. However, institutions can make adjustments to the cohort for allowable exclusions, which include the death of a student, permanent disability, military deployment, or service on an official church mission or with a foreign aid service of the Federal government. Exclusions are for the **ENTIRE** eight years for the entering 2010-11 cohort.

<u>Degree/Certificate-Seeking Undergraduate Students</u>	<u>2010-11 cohort</u>	<u>Exclusions to 2010-11 cohort</u>	<u>Adjusted 2010-11 cohort</u>	<u>Prior year Adjusted cohort</u>
<b>First-time entering</b>				
<u>Full-time</u>	1,495	1	1,494	1,358
Pell Grant recipients	1,174	1	1,173	1,013
NonPell Grant recipients	321	0	321	345
<u>Part-time</u>	595	5	590	612
Pell Grant recipients	360	3	357	369
NonPell Grant recipients	235	2	233	243
<b>Non-First-time entering</b>				
<u>Full-time</u>	343	3	340	249
Pell Grant recipients	245	3	242	164
NonPell Grant recipients	98	0	98	85
<u>Part-time</u>	216	2	214	231
Pell Grant recipients	97	2	95	83
NonPell Grant recipients	119	0	119	148
<b>Total Entering</b>	2,649	11	2,638	2,450
Pell Grant recipients	1,876	9	1,867	1,629
NonPell Grant recipients	773	2	771	821

The following reference table is based on institutional data reported in the specified data collections. Data reported on this screen (Establishing Cohorts for OM) have been compared with the data below. To review your prior reported data, go to the Tools menu in the IPEDS Data Collection System --> Go to Collection Level Data Center --> Look up an Institution --> Select your institution --> Select "Reported Data"

	2010 Fall Enrollment, 2010-11 Spring Collection	2010 Pell Grant data from Student Financial Aid, 2011-12 Winter Collection
First-time, Full-time	1,108	865
First-time, Part-time	937	N/A



Non-First-time, Full-time	180	N/A
Non-First-time, Part-time	276	N/A
Total Undergraduates	N/A	4,380

**Award Status at Four Years**

**Award Status at Four Years After Entry**  
**2010-11 Entering Undergraduate Cohort**  
 (July 1, 2010-June 30, 2011: Full Year)

**Directions: From the adjusted 2010-11 cohort, report the number of students who earned an award at four years after entry for each subcohort. Report the highest award earned for each degree/certificate-seeking student for the four-year status point (August 31, 2014) even if a student earns multiple awards.**

<u>Undergraduate Students</u>	Adjusted 2010-11 cohort	Number of students conferred an award by your institution (Highest Award by August 31, 2014)			Total number of adjusted cohort that received an award from your institution	Percent of adjusted cohort that received an award from your institution
		Certificates	Associate's	Bachelor's		
<u>First-time entering</u>						
Full-time	1,494	77	210	0	287	19
Pell Grant recipients	1,173	55	179	0	234	20
NonPell Grant recipients	321	22	31	0	53	17
Part-time	590	18	21	0	39	7
Pell Grant recipients	357	11	16	0	27	8
NonPell Grant recipients	233	7	5	0	12	5
<u>Non-First-time entering</u>						
Full-time	340	14	93	0	107	31
Pell Grant recipients	242	9	72	0	81	33
NonPell Grant recipients	98	5	21	0	26	27
Part-time	214	15	30	0	45	21
Pell Grant recipients	95	7	13	0	20	21
NonPell Grant recipients	119	8	17	0	25	21
<b>Total Entering</b>						
	2,638	124	354	0	478	18
Pell Grant recipients	1,867	82	280	0	362	19
NonPell Grant recipients	771	42	74	0	116	15

**Award Status at Six Years****Award Status at Six Years After Entry  
2010-11 Entering Undergraduate Cohort  
(July 1, 2010-June 30, 2011: Full Year)**

**Directions: From the adjusted 2010-11 cohort, report the number of students who earned an award at six years after entry for each subcohort. Report the highest award earned for each degree/certificate-seeking student for the six-year status point (August 31, 2016) even if a student earns multiple awards.**

<u>Undergraduate Students</u>	Adjusted 2010-11 cohort	Number of students conferred an award by your institution (Highest Award through August 31, 2016)			Total number of adjusted cohort that received an award from your institution	Percent of adjusted cohort that received an award from your institution
		Certificates	Associate's	Bachelor's		
<u>First-time entering</u>						
Full-time	1,494	72	291	0	363	24
Pell Grant recipients	1,173	51	242	0	293	25
NonPell Grant recipients	321	21	49	0	70	22
Part-time	590	17	46	0	63	11
Pell Grant recipients	357	10	35	0	45	13
NonPell Grant recipients	233	7	11	0	18	8
<u>Non-First-time entering</u>						
Full-time	340	14	105	0	119	35
Pell Grant recipients	242	10	80	0	90	37
NonPell Grant recipients	98	4	25	0	29	30
Part-time	214	15	39	0	54	25
Pell Grant recipients	95	7	18	0	25	26
NonPell Grant recipients	119	8	21	0	29	24
<b>Total Entering</b>						
	2,638	118	481	0	599	23
Pell Grant recipients	1,867	78	375	0	453	24
NonPell Grant recipients	771	40	106	0	146	19

### Award and Enrollment Status at Eight Years

#### Award and Enrollment Status at Eight Years After Entry 2010-11 Entering Undergraduate Cohort (July 1, 2010-June 30, 2011: Full Year)

Directions: From the adjusted 2010-11 cohort, report the number of students who earned an award at eight years after entry for each subcohort. Report the highest award earned for each degree/certificate-seeking student for the eight-year status point (August 31, 2018) even if a student earns multiple awards. For students who did not receive an award from your institution, first report the number of students who are still enrolled at your institution, and then report the number of students who had enrolled at another institution over the eight-year period.

Undergraduate Students	Adjusted 2010-11 cohort	Award Status at Eight Years After Entry					Enrollment Status at Eight Years After Entry						
		Number of students conferred an award by your institution (From Entry through August 31, 2018)			Total number of adjusted cohort that received an award from your institution	Percent of adjusted cohort that received an award from your institution	Prior Year Total number of adjusted cohort that received an award from your institution	Number of students who did not receive an award from your institution (From entry through August 31, 2018)				Percent of adjusted cohort that did not receive an award, but are still enrolled at your institution or enrolled at another institution after leaving your institution	
		Certificates	Associate's	Bachelor's				Number still enrolled at your institution	Number who enrolled at another institution after leaving your institution	Number of students whose subsequent enrollment status is unknown	Total number who did not receive an award from your institution		
<b>First-time entering</b>													
Full-time	1,494	72	317	0	389	26	346	38	214	853	1,105	17	
Pell Grant recipients	1,173	50	262	0	312	27	260	29	153	679	861	16	
NonPell Grant recipients	321	22	55	0	77	24	86	9	61	174	244	22	
Part-time	590	23	56	0	79	13	109	14	38	459	511	9	
Pell Grant recipients	357	11	39	0	50	14	77	7	16	284	307	6	
NonPell Grant recipients	233	12	17	0	29	12	32	7	22	175	204	12	
<b>Non-First-time entering</b>													
Full-time	340	14	110	0	124	36	80	3	107	106	216	32	
Pell Grant recipients	242	10	83	0	93	38	52	2	68	79	149	29	
NonPell Grant recipients	98	4	27	0	31	32	28	1	39	27	67	41	
Part-time	214	15	40	0	55	26	71	4	75	80	159	37	
Pell Grant recipients	95	7	19	0	26	27	33	2	29	38	69	33	
NonPell Grant recipients	119	8	21	0	29	24	38	2	46	42	90	40	
<b>Total Entering</b>													
Pell Grant recipients	1,867	78	403	0	481	26	422	40	266	1,080	1,386	16	
NonPell Grant recipients	771	46	120	0	166	22	184	19	168	418	605	24	



You may use the space below to provide context for the data you've reported above. These context notes will be posted on the College Navigator website, and should be written to be understood by students and parents.

**Prepared by**

The name of the preparer is being collected so that we can follow up with the appropriate person in the event that there are questions concerning the data. The Keyholder will be copied on all email correspondence to other preparers.

The time it took to prepare this component is being collected so that we can continue to improve our estimate of the reporting burden associated with IPEDS. Please include in your estimate the time it took for you to review instructions, query and search data sources, complete and review the component, and submit the data through the Data Collection System.

Thank you for your assistance.

**This survey component was prepared by:**

<input checked="" type="radio"/> Keyholder	<input type="radio"/> SFA Contact	<input type="radio"/> HR Contact
<input type="radio"/> Finance Contact	<input type="radio"/> Academic Library Contact	<input type="radio"/> Other
Name: Candace Gilfillan		
Email: gilca@nmsu.edu		

**How many staff from your institution only were involved in the data collection and reporting process of this survey component?**

3.00	Number of Staff (including yourself)
------	--------------------------------------

**How many hours did you and others from your institution only spend on each of the steps below when responding to this survey component?**

*Exclude the hours spent collecting data for state and other reporting purposes.*

Staff member	Collecting Data Needed	Revising Data to Match IPEDS Requirements	Entering Data	Revising and Locking Data
Your office	1.00 hours	hours	1.00 hours	2.00 hours
Other offices	hours	hours	hours	1.00 hours

**Summary**

**Outcome Measures Component Summary**

IPEDS collects important information regarding your institution. All data reported in IPEDS survey components become available in the IPEDS Data Center and appear as aggregated data in various Department of Education reports. Additionally, some of the reported data appears specifically for your institution through the College Navigator website. The purpose of this summary is to provide you an opportunity to view some of the data that, when accepted through the IPEDS quality control process, will appear on the College Navigator website. College Navigator is updated approximately three months after the data collection period closes.

Please review your data for accuracy. If you have questions about the data displayed below after reviewing the data reported on the survey screens, please contact the IPEDS Help Desk at: 1-877-225-2568 or [ipedshelp@rti.org](mailto:ipedshelp@rti.org).

Cohort	4-year Award Rate	6-year Award Rate	8-year Award Rate	Still enrolled at your institution after 8 years	Did not receive an award and subsequently enrolled at another institution
First-time entering					
Full-time	19%	24%	26%	3%	14%
Pell Grant recipients	20%	25%	27%	2%	13%
NonPell Grant recipients	17%	22%	24%	3%	19%
Part-time	7%	11%	13%	2%	6%
Pell Grant recipients	8%	13%	14%	2%	4%
NonPell Grant recipients	5%	8%	12%	3%	9%
Non-First-time entering					
Full-time	31%	35%	36%	1%	31%
Pell Grant recipients	33%	37%	38%	1%	28%
NonPell Grant recipients	27%	30%	32%	1%	40%
Part-time	21%	25%	26%	2%	35%
Pell Grant recipients	21%	26%	27%	2%	31%
NonPell Grant recipients	21%	24%	24%	2%	39%
Total Entering					
Full-time	18%	23%	25%	2%	16%
Pell Grant recipients	19%	24%	26%	2%	14%
NonPell Grant recipients	15%	19%	22%	2%	22%

Outcome Measures

New Mexico State University-Dona Ana (187620)

Source	Description	Severity	Resolved	Options
<b>Screen: Establishing Cohorts</b>				
Screen Entry	In the 2010-11 EF component you reported 937 part-time first-time undergraduate students in fall 2010, but in OM you reported 595 part-time first-time undergraduate students for the full year period that includes fall 2010. OM should be greater than prior reported EF data. Please review your data and make any necessary corrections, or contact the IPEDS Help Desk for assistance. (Error #13414)	Fatal	Yes	
Reason:	Overridden by administrator. Some students were re-classified from PT to FT after the initial EF report due to additional credits being counted. SSR			
Screen Entry	In the 2010-11 EF component you reported 276 part-time not first-time undergraduate students in fall 2010, but in OM you reported 216 part-time not first-time undergraduate students for the full year period that includes fall 2010. OM should be greater than prior reported EF data. Please review your data and make any necessary corrections, or contact the IPEDS Help Desk for assistance. (Error #13416)	Fatal	Yes	
Reason:	Overridden by administrator. Some students were re-classified from PT to FT after the initial EF report due to additional credits being counted. SSR			
<b>Screen: Award and Enrollment Status at Eight Years</b>				
Screen Entry	The calculated value for the total number of awards for this adjusted cohort (124) is outside the expected range of 40 and 120 when compared to the prior year value. Please correct your subcohort data or provide an explanation for the reported data. (Error #13603)	Explanation	Yes	
Reason:	We can see that more of our students continue to take full-time course loads in the semesters after they first enroll. More students taking more credits each semester resulted in more completing degrees.			



Institution: New Mexico State University-Dona Ana (187620)

User ID: 88G1911

**Overview****Outcome Measures Overview**

Welcome to the IPEDS Outcome Measures (OM) survey component. The OM component collects award and enrollment data from degree-granting institutions on four undergraduate cohorts and eight undergraduate subcohorts at three status points: four-years, six-years, and eight-years after entry.

The four cohorts of degree/certificate-seeking undergraduates are:

- First-time, full-time entering (FTFT)
- First-time, part-time entering (FTPT)
- Non-first-time, full-time entering (NFTFT)
- Non-first-time, part-time entering (NFTPT)

For each cohort, two subcohort groups have been added to the OM component - Pell Grant recipients and Non-Pell Grant recipients - resulting in eight undergraduate subcohorts.

**Changes to reporting for 2019-20**

- There are clarifications to the terms "transfer-in student" and "transfer-out student"
- There is a change to FAQ #30: Are first-time or non-first-time students who transfer-out to another institution included in the non-first-time entering cohort of the transfer-in institution?
- The term 'contact hour' has been replaced with the term 'clock hour'
- The term 'formal award' has been replaced with the term 'recognized postsecondary credential'
- There is a new instruction to exclude students participating in Experimental Pell (See <https://experimentalsites.ed.gov/exp/approved.html>)

**Data Reporting Reminders:**

- All institutions must report on a **FULL-YEAR** cohort. The OM cohort year is 2011-12. The full-year cohort coverage period is July 1, 2011 - June 30, 2012.
- Institutions will establish their OM cohorts based on their subcohorts of entering Pell Grant recipients and Non-Pell Grant recipients. Institutions should first identify their entering degree/certificate-seeking undergraduates during the cohort coverage period of July 1, 2011 - June 30, 2012, and place each student in the appropriate subcohort. Each student should be reported only once.
- All institutions are required to report transfer-out student data.
- For each status point, institutions will report the highest type of award conferred to a student for each subcohort. The three award categories are certificates, Associate's degree, and Bachelor's degree.
- Institutions should report exclusions for the entire eight year period only on the "Establishing Cohorts" screen. Additional exclusions cannot be reported on the status point screens (i.e., four-years, six-years, or eight-years after entry).
- IPEDS will ask for an estimated time it took to complete the OM component. Include in that estimate the time to review instructions, research data sources (i.e., coordinate with IT and Student Aid offices), complete and review the component, and submit the data.

**Important Dates to Remember:**

All reporting institutions will report on degree/certificate-seeking undergraduates who entered the 2011-12 cohort year: **(July 1, 2011-June 30, 2012)**.

- Four-year status point was as of **August 31, 2015**
- Six-year status point was as of **August 31, 2017**
- Eight-year status point was as of **August 31, 2019**

#### **Reporting Tips:**

Carefully read each [OM FAQ](#) before reporting your institution's data. There are FAQs regarding the major updates to OM 2017-18 collection, such as academic reporters now reporting on a full-year cohort, summer sessions starting prior July 1, reporting awards at different status points, and Pell Grant and Non-Pell Grant recipient subcohorts.

#### **Resources:**

To download the survey materials for this component: [Survey Materials](#)

To access your prior year data submission for this component: [Reported Data](#)

If you have questions about completing this survey, please contact the IPEDS Help Desk at (877) 225-2568.

## Establishing Cohorts

### Establishing Cohorts 2011-12 Entering Undergraduate Cohort

(July 1, 2011-June 30, 2012: Full Year)

**Directions: Begin by identifying your entering degree/certificate-seeking undergraduates for the full year of July 1, 2011 - June 30, 2012. Then report each student under one of the eight subcohorts (Pell or Non-Pell Grant recipients FTFT, FTPT, NFTFT, NFTPT). Each entering student should be reported only once. The four cohorts and total entering students will be calculated based on your subcohort reporting.**

**NOTE:** Once a student is in the cohort, the student remains in the cohort, even if the student's attendance status changes (i.e., full-time to part-time, or vice versa) or if the student drops out, transfers out, or transfers back into the institution during the eight-year period. However, institutions can make adjustments to the cohort for allowable exclusions, which include the death of a student, permanent disability, military deployment, or service on an official church mission or with a foreign aid service of the Federal government. Exclusions are for the **ENTIRE** eight years for the entering 2011-12 cohort.

<b>Degree/Certificate-Seeking Undergraduate Students</b>	<b>2011-12 cohort</b>	<b>Exclusions to 2011-12 cohort</b>	<b>Adjusted 2011-12 cohort</b>	<b>Prior year Adjusted cohort</b>
<b>First-time entering</b>				
<b>Full-time</b>	1,505	7	1,498	1,494
Pell Grant recipients	1,148	4	1,144	1,173
NonPell Grant recipients	357	3	354	321
<b>Part-time</b>	562	3	559	590
Pell Grant recipients	381	2	379	357
NonPell Grant recipients	181	1	180	233
<b>Non-First-time entering</b>				
<b>Full-time</b>	312	2	310	340
Pell Grant recipients	215	2	213	242
NonPell Grant recipients	97	0	97	98
<b>Part-time</b>	265	0	265	214
Pell Grant recipients	117	0	117	95
NonPell Grant recipients	148	0	148	119
<b>Total Entering</b>	2,644	12	2,632	2,638
Pell Grant recipients	1,861	8	1,853	1,867
NonPell Grant recipients	783	4	779	771

The following reference table is based on institutional data reported in the specified data collections. Data reported on this screen (Establishing Cohorts for OM) have been compared with the data below. To review your prior reported data, go to the Tools menu in the IPEDS Data Collection System --> Go to Collection Level Data Center --> Look up an Institution --> Select your institution --> Select "Reported Data"

	2011 Fall Enrollment, 2011-12 Spring Collection	2011 Pell Grant data from Student Financial Aid, 2012-13 Winter Collection
First-time, Full-time	1,150	874
First-time, Part-time	487	N/A
Non-First-time, Full-time	191	N/A

Non-First-time, Part-time	173	N/A
Total Undergraduates	N/A	5,519

**Award Status at Four Years**

**Award Status at Four Years After Entry**  
**2011-12 Entering Undergraduate Cohort**  
**(July 1, 2011-June 30, 2012: Full Year)**

**Directions: From the adjusted 2011-12 cohort, report the number of students who earned an award at four years after entry for each subcohort. Report the highest award earned for each degree/certificate-seeking student for the four-year status point (August 31, 2015) even if a student earns multiple awards.**

<u>Undergraduate Students</u>	Adjusted 2011-12 cohort	Number of students conferred an award by your institution (Highest Award by August 31, 2015)			Total number of adjusted cohort that received an award from your institution	Percent of adjusted cohort that received an award from your institution
		Certificates	Associate's	Bachelor's		
<u>First-time entering</u>						
Full-time	1,498	50	203	0	253	17
Pell Grant recipients	1,144	40	169	0	209	18
NonPell Grant recipients	354	10	34	0	44	12
Part-time	559	22	25	0	47	8
Pell Grant recipients	379	14	19	0	33	9
NonPell Grant recipients	180	8	6	0	14	8
<u>Non-First-time entering</u>						
Full-time	310	12	78	0	90	29
Pell Grant recipients	213	11	53	0	64	30
NonPell Grant recipients	97	1	25	0	26	27
Part-time	265	11	34	0	45	17
Pell Grant recipients	117	7	18	0	25	21
NonPell Grant recipients	148	4	16	0	20	14
<u>Total Entering</u>						
	2,632	95	340	0	435	17
Pell Grant recipients	1,853	72	259	0	331	18
NonPell Grant recipients	779	23	81	0	104	13

**Award Status at Six Years****Award Status at Six Years After Entry  
2011-12 Entering Undergraduate Cohort  
(July 1, 2011-June 30, 2012: Full Year)**

**Directions: From the adjusted 2011-12 cohort, report the number of students who earned an award at six years after entry for each subcohort. Report the highest award earned for each degree/certificate-seeking student for the six-year status point (August 31, 2017) even if a student earns multiple awards.**

<u>Undergraduate Students</u>	Adjusted 2011-12 cohort	Number of students conferred an award by your institution (Highest Award through August 31, 2017)			Total number of adjusted cohort that received an award from your institution	Percent of adjusted cohort that received an award from your institution
		Certificates	Associate's	Bachelor's		
<u>First-time entering</u>						
Full-time	1,498	55	263	0	318	21
Pell Grant recipients	1,144	40	221	0	261	23
NonPell Grant recipients	354	15	42	0	57	16
Part-time	559	18	59	0	77	14
Pell Grant recipients	379	12	47	0	59	16
NonPell Grant recipients	180	6	12	0	18	10
<u>Non-First-time entering</u>						
Full-time	310	12	86	0	98	32
Pell Grant recipients	213	10	58	0	68	32
NonPell Grant recipients	97	2	28	0	30	31
Part-time	265	11	47	0	58	22
Pell Grant recipients	117	7	25	0	32	27
NonPell Grant recipients	148	4	22	0	26	18
<u>Total Entering</u>						
	2,632	96	455	0	551	21
Pell Grant recipients	1,853	69	351	0	420	23
NonPell Grant recipients	779	27	104	0	131	17

### Award and Enrollment Status at Eight Years

#### Award and Enrollment Status at Eight Years After Entry 2011-12 Entering Undergraduate Cohort (July 1, 2011-June 30, 2012: Full Year)

Directions: From the adjusted 2011-12 cohort, report the number of students who earned an award at eight years after entry for each subcohort. Report the highest award earned for each degree/certificate-seeking student for the eight-year status point (August 31, 2019) even if a student earns multiple awards. For students who did not receive an award from your institution, first report the number of students who are still enrolled at your institution, and then report the number of students who had enrolled at another institution over the eight-year period.

Undergraduate Students	Adjusted 2011-12 cohort	Award Status at Eight Years After Entry					Enrollment Status at Eight Years After Entry					
		Number of students conferred an award by your institution (From Entry through August 31, 2019)			Total number of adjusted cohort that received an award from your institution	Percent of adjusted cohort that received an award from your institution	Prior Year Total number of adjusted cohort that received an award from your institution	Number of students who did not receive an award from your institution (From entry through August 31, 2019)			Total number who did not receive an award from your institution	Percent of adjusted cohort that did not receive an award, but are still enrolled at your institution or enrolled at another institution after leaving your institution
		Certificates	Associate's	Bachelor's				Number still enrolled at your institution	Number who enrolled at another institution after leaving your institution	Number of students whose subsequent enrollment status is unknown		
First-time entering												
Full-time	1,498	58	282	0	340	23	389	48	157	953	1,158	14
Pell Grant recipients	1,144	42	235	0	277	24	312	32	99	736	867	11
NonPell Grant recipients	354	16	47	0	63	18	77	16	58	217	291	21
Part-time	559	18	65	0	83	15	79	17	21	438	476	7
Pell Grant recipients	379	13	51	0	64	17	50	8	11	296	315	5
NonPell Grant recipients	180	5	14	0	19	11	29	9	10	142	161	11
Non-First-time entering												
Full-time	310	12	87	0	99	32	124	3	91	117	211	30
Pell Grant recipients	213	10	58	0	68	32	93	3	62	80	145	31
NonPell Grant recipients	97	2	29	0	31	32	31	0	29	37	66	30
Part-time	265	13	50	0	63	24	55	1	91	110	202	35
Pell Grant recipients	117	9	27	0	36	31	26	1	30	50	81	26
NonPell Grant recipients	148	4	23	0	27	18	29	0	61	60	121	41
Total Entering												
Pell Grant recipients	2,632	101	484	0	585	22	647	69	360	1,618	2,047	16
NonPell Grant recipients	1,853	74	371	0	445	24	481	44	202	1,162	1,408	13
	779	27	113	0	140	18	166	25	158	456	639	23



You may use the space below to provide context for the data you've reported above. These context notes will be posted on the College Navigator website, and should be written to be understood by students and parents.



**Prepared by**

The name of the preparer is being collected so that we can follow up with the appropriate person in the event that there are questions concerning the data. The Keyholder will be copied on all email correspondence to other preparers.

The time it took to prepare this component is being collected so that we can continue to improve our estimate of the reporting burden associated with IPEDS. Please include in your estimate the time it took for you to review instructions, query and search data sources, complete and review the component, and submit the data through the Data Collection System.

Thank you for your assistance.

**This survey component was prepared by:**

<input checked="" type="radio"/> Keyholder	<input type="radio"/> SFA Contact	<input type="radio"/> HR Contact
<input type="radio"/> Finance Contact	<input type="radio"/> Academic Library Contact	<input type="radio"/> Other
Name: Calixto Melero		
Email: calixto1@nmsu.edu		

**How many staff from your institution only were involved in the data collection and reporting process of this survey component?**

Number of Staff (including yourself)
--------------------------------------

**How many hours did you and others from your institution only spend on each of the steps below when responding to this survey component?**

*Exclude the hours spent collecting data for state and other reporting purposes.*

Staff member	Collecting Data Needed	Revising Data to Match IPEDS Requirements	Entering Data	Revising and Locking Data
Your office	hours	hours	hours	hours
Other offices	hours	hours	hours	hours

**Summary**

**Outcome Measures Component Summary**

IPEDS collects important information regarding your institution. All data reported in IPEDS survey components become available in the IPEDS Data Center and appear as aggregated data in various Department of Education reports. Additionally, some of the reported data appears specifically for your institution through the College Navigator website. The purpose of this summary is to provide you an opportunity to view some of the data that, when accepted through the IPEDS quality control process, will appear on the College Navigator website. College Navigator is updated approximately three months after the data collection period closes.

Please review your data for accuracy. If you have questions about the data displayed below after reviewing the data reported on the survey screens, please contact the IPEDS Help Desk at: 1-877-225-2568 or [ipedshelp@rti.org](mailto:ipedshelp@rti.org).

Cohort	4-year Award Rate	6-year Award Rate	8-year Award Rate	Still enrolled at your institution after 8 years	Did not receive an award and subsequently enrolled at another institution
<b>First-time entering</b>					
Full-time	17%	21%	23%	3%	10%
Pell Grant recipients	18%	23%	24%	3%	9%
NonPell Grant recipients	12%	16%	18%	5%	16%
Part-time	8%	14%	15%	3%	4%
Pell Grant recipients	9%	16%	17%	2%	3%
NonPell Grant recipients	8%	10%	11%	5%	6%
<b>Non-First-time entering</b>					
Full-time	29%	32%	32%	1%	29%
Pell Grant recipients	30%	32%	32%	1%	29%
NonPell Grant recipients	27%	31%	32%	0%	30%
Part-time	17%	22%	24%	0%	34%
Pell Grant recipients	21%	27%	31%	1%	26%
NonPell Grant recipients	14%	18%	18%	0%	41%
<b>Total Entering</b>					
Full-time	17%	21%	22%	3%	14%
Pell Grant recipients	18%	23%	24%	2%	11%
NonPell Grant recipients	13%	17%	18%	3%	20%

**Outcome Measures**

New Mexico State University-Dona Ana (187620)

**There are no errors for the selected survey and institution.**