

Accessing IPEDS Surveys by Year

This file contains multiple years of the IPEDS survey. To avoid scrolling through all years, the Bookmarks feature will allow you to go to specific years.

- In [Google Chrome](#), the Bookmarks button is on the right side of the document toolbar (it appears under the browser toolbar). Select the year you would like to view.
- In [Microsoft Internet Explorer](#) if the Bookmarks pane is not already open, the Bookmarks button is in the document toolbar on the left side of the screen. Select the year you would like to view.
- In [Mozilla Firefox](#), the Bookmarks button is called Show Document Outline. To get to it, click the Toggle Sidebar button on the left side of the document toolbar (it appears under the browser toolbar). Then click the Show Document Outline button. Select the year you would like to view.

Institution: New Mexico State University-Grants (188021)

User ID: 88G1911

Overview

Outcome Measures Overview

Welcome to the IPEDS Outcome Measures (OM) survey component. The OM component collects award and enrollment data from degree-granting institutions on four undergraduate cohorts at two points in time: six-year and eight-year.

The four cohorts of degree/certificate-seeking undergraduates are:

- Full-time, first-time
- Part-time, first-time
- Full-time, non-first-time
- Part-time, non-first-time

Updates:

Because this is the first year of OM data collection, IPEDS will ask for an estimated time it took you to complete the OM survey component. Include in that estimate the time to review instructions, research data sources, complete and review the component, and submit the data.

Data Reporting Reminders:

All reporting institutions will report on an entering cohort year: 2007

Six-year status will be as of August 31, 2013

Eight-year status will be as of August 31, 2015

Reporting Tips:

- Follow directions on who to include and exclude in your cohorts. Inclusion and exclusion directions are similar to Graduation Rates.
- As a new survey component, carefully read each [OM FAQ](#) before reporting your institution's data.

Coverage:

For academic year reporters (standard academic terms - semesters, trimesters, quarters, or 4-1-4 plan), institutions will report using a fall cohort. Institutions may either use October 15, 2007 or the institution's official fall reporting date.

For program and hybrid reporters (not on standard academic terms), institutions will report using a full-year cohort. Institutions will report during the period between September 1, 2007 and August 31, 2008.

Resources:

To download the survey materials for this component: [Survey Materials](#)

If you have questions about completing this survey, please contact the **IPEDS Help Desk at 1-877-225-2568**.

Award Status at Six Years

Award Status at Six Years

Directions: Refer to 2015-16 Survey Materials' Instructions for Award Status at Six Years.

	2007 cohort	Revised 2007 cohort (through August 31, 2013)	Exclusions to 2007 cohort (through August 31, 2013)	Adjusted 2007 cohort	Awarded by your institution (through August 31, 2013)	Percent of adjusted cohort who received an award from your institution by August 31, 2013
First-time entering						
Full-time	91	75	0	75	19	25
Part-time	34	19	1	18	2	11
Non-first-time entering						
Full-time	14	9	0	9	4	44
Part-time	13	4	0	4	1	25

Award and Enrollment Status at Eight Years

Award and Enrollment Status at Eight Years

Directions: Refer to 2015-16 Survey Materials' Instructions for Award and Enrollment Status at Eight Years.

	2007 cohort	Revised 2007 cohort (through August 31, 2015)	Exclusions to 2007 cohort (through August 31, 2015)	Adjusted 2007 Cohort	Awarded by your institution (through August 31, 2015)	Students who did not receive an award from your institution by August 31, 2015				Percent of adjusted cohort who received an award from your institution by August 31, 2015	Percent of adjusted cohort who did not receive an award, but are still enrolled at your institution or subsequently enrolled at another institution
						Number still enrolled at your institution	Number who subsequently enrolled at another institution	Number of students whose subsequent enrollment status is unknown	Total number who did not receive an award from your institution		
First-time entering											
Full-time	91	75	0	75	21	3	15	36	54	28	24
Part-time	34	19	1	18	2	1	4	11	16	11	28
Non-first-time entering											
Full-time	14	9	0	9	5	0	2	2	4	56	22
Part-time	13	4	0	4	1	1	0	2	3	25	25



You may use the space below to provide context for the data you've reported above. These context notes will be posted on the College Navigator website, and should be written to be understood by students and parents.

Prepared by

This survey component was prepared by:

<input checked="" type="radio"/> Keyholder	<input type="radio"/> SFA Contact	<input type="radio"/> HR Contact
<input type="radio"/> Finance Contact	<input type="radio"/> Academic Library Contact	<input type="radio"/> Other

Name: Judy Bosland
Email: jbosland@nmsu.edu

How long did it take to prepare this survey component?	16hours	minutes
--	---------	---------

The name of the preparer is being collected so that we can follow up with the appropriate person in the event that there are questions concerning the data. The Keyholder will be copied on all email correspondence to other preparers.

The time it took to prepare this component is being collected so that we can continue to improve our estimate of the reporting burden associated with IPEDS. Please include in your estimate the time it took for you to review instructions, query and search data sources, complete and review the component, and submit the data through the Data Collection System.

Thank you for your assistance.

Summary**Outcome Measures Component Summary**

IPEDS collects important information regarding your institution. All data reported in IPEDS survey components become available in the IPEDS Data Center and appear as aggregated data in various Department of Education reports. Additionally, some of the reported data appears specifically for your institution through the College Navigator website. The purpose of this summary is to provide you an opportunity to view some of the data that, when accepted through the IPEDS quality control process, will appear on the College Navigator website. College Navigator is updated approximately three months after the data collection period closes.

Please review your data for accuracy. If you have questions about the data displayed below after reviewing the data reported on the survey screens, please contact the IPEDS Help Desk at: 1-877-225-2568 or ipedshelp@rti.org.

Cohort	6-year Award Rate	8-year Award Rate	Still enrolled at your institution after 8 years	Did not receive an award and subsequently enrolled at another institution
Full-time, First-time	25%	28%	4%	20%
Part-time, First-time	11%	11%	6%	22%
Full-time, Non-first-time	44%	56%	0%	22%
Part-time, Non-first-time	25%	25%	25%	0%

Outcome Measures

New Mexico State University-Grants (188021)

Source	Description	Severity	Resolved	Options
Screen: Award Status at Six Years				
Screen Entry	The number of part-time, first-time students reported for the Revised 2007 cohort through August 31, 2013 (19) is outside the expected range of between 24 and 44 based on the 2007 cohort. Please correct your data or contact the IPEDS Help Desk for assistance. (Error #13105)	Fatal	Yes	
Reason:	Overridden by administrator. The initial cohort from 2007 non-degree seeking students were incorrectly included in the cohort. The revised cohort has excluded these students. JMP			
Screen Entry	The number of part-time, non-first-time students reported for the Revised 2007 cohort through August 31, 2013 (4) is outside the expected range of between 8 and 21 based on the 2007 cohort. Please correct your data or contact the IPEDS Help Desk for assistance. (Error #13107)	Fatal	Yes	
Reason:	Overridden by administrator. The initial cohort from 2007 non-degree seeking students were incorrectly included in the cohort. The revised cohort has excluded these students. JMP			

Institution: New Mexico State University-Grants (188021)

User ID: 88G1911

Overview**Outcome Measures Overview**

Welcome to the IPEDS Outcome Measures (OM) survey component. The OM component collects award and enrollment data from degree-granting institutions on four undergraduate cohorts at two points in time: six-year and eight-year.

The four cohorts of degree/certificate-seeking undergraduates are:

- Full-time, first-time entering (FTFT)
- Part-time, first-time entering (PTFT)
- Full-time, non-first-time entering (FTNFT)
- Part-time, non-first-time entering (PTNFT)

Updates:

- New for the 2016-17 collection, initial cohort data will be preloaded in the six-year award screen for the four cohorts (FTFT, PTFT, FTNFT, PTNFT). In addition, for applicable institutions, the revised FTFT cohort will also be preloaded to ensure that Graduation Rates 200% match with OM's 8-year award rates.
- IPEDS will ask for an estimated time it took you to complete the OM survey component. Include in that estimate the time to review instructions, research data sources, complete and review the component, and submit the data.
- There are two new changes on the Award and Enrollment Status at Eight-year Screen: 1) The Revised Cohort column is no longer available. Revised cohorts can only be entered on the Award Status at Six-year Screen and 2) Last year's data collection had an Exclusions column for the entire Eight-year period. This column has changed to an Additional Exclusions column (September 1, 2014 through August 31, 2016).
- A new calculated total row, which represents all entering students, has been added to the bottom of both the Six-year and Eight-year screens.

Data Reporting Reminders:

All reporting institutions will report on an entering cohort year: **2008**

Six-year status will be as of **August 31, 2014**

Eight-year status will be as of **August 31, 2016**

Reporting Tips:

- Follow directions on who to include and exclude in your cohorts. Inclusion and exclusion directions are similar to Graduation Rates.
- Carefully read each [OM FAQ](#) before reporting your institution's data. NOTE: There is a new FAQ (#10) which addresses if your institution changed its calendar system (i.e., academic year, hybrid, or program).

Coverage:

For academic year reporters (standard academic terms - semesters, trimesters, quarters, or 4-1-4 plan), institutions will report using a fall cohort. Institutions may either use October 15, 2008 or the institution's official fall reporting date.

For program and hybrid reporters (not on standard academic terms), institutions will report using a full-year cohort. Institutions will report during the period between September 1, 2008 and August 31, 2009.

Resources:

To download the survey materials for this component: [Survey Materials](#)

To access your prior year data submission for this component: [Reported Data](#)




If you have questions about completing this survey, please contact the **IPEDS Help Desk at 1-877-225-2568**.

Award Status at Six Years

Award Status at Six Years Directions: Refer to 2016-17 Survey Materials' Instructions for Award Status at Six Years.

Complete this screen for the 2008 entering cohort.

The 6 year period is the time the cohort enters through August 31, 2014.


	2008 cohort	Revised 2008 cohort	Exclusions to 2008 cohort	Adjusted 2008 cohort	 Awarded by your institution	Percent of adjusted cohort who received an award from your institution
First-time entering						
Full-time	105	113	0	113	39	35
Part-time	83	 29	0	29	4	14
Non-first-time entering						
Full-time	21	22	0	22	7	32
Part-time	40	 8	0	8	0	0
Total entering students						
	249	172	0	172	50	29

Award and Enrollment Status at Eight Years

Award and Enrollment Status at Eight Years Directions: Refer to 2016-17 Survey Materials' Instructions for Award and Enrollment Status at Eight Years.

Complete this screen for the 2008 entering cohort. The 8 year period is the time the cohort enters through August 31, 2016.

	2008 Cohort (preloaded adjusted cohort from six year award status screen)	Additional Exclusions (September 1, 2014 through August 31, 2016)	Adjusted 2008 Cohort	Awarded by your institution	Students who did not receive an award from your institution through August 31, 2016				Percent of adjusted cohort who received an award from your institution	Percent of adjusted cohort who did not receive an award, but are still enrolled at your institution or subsequently enrolled at another institution
					Number still enrolled at your institution	Number who subsequently enrolled at another institution	Number of students whose subsequent enrollment status is unknown	Total number who did not receive an award from your institution		
First-time entering										
Full-time	113	0	113	41	2	17	53	72	36	17
Part-time	29	0	29	4	0	3	22	25	14	10
Non-first-time entering										
Full-time	22	0	22	8	0	7	7	14	36	32
Part-time	8	0	8	0	0	3	5	8	0	38
Total entering students										
	172	0	172	53	2	30	87	119	31	19

 You may use the space below to provide context for the data you've reported above. These context notes will be posted on the College Navigator website, and should be written to be understood by students and parents.

Prepared by

This survey component was prepared by:

<input checked="" type="radio"/> Keyholder	<input type="radio"/> SFA Contact	<input type="radio"/> HR Contact
<input type="radio"/> Finance Contact	<input type="radio"/> Academic Library Contact	<input type="radio"/> Other

Name: Judy Bosland
Email: jbosland@nmsu.edu

How long did it take to prepare this survey component?	2 hours	minutes
--	---------	---------

The name of the preparer is being collected so that we can follow up with the appropriate person in the event that there are questions concerning the data. The Keyholder will be copied on all email correspondence to other preparers. The time it took to prepare this component is being collected so that we can continue to improve our estimate of the reporting burden associated with IPEDS. Please include in your estimate the time it took for you to review instructions, query and search data sources, complete and review the component, and submit the data through the Data Collection System. Thank you for your assistance.

Summary**Outcome Measures Component Summary**

IPEDS collects important information regarding your institution. All data reported in IPEDS survey components become available in the IPEDS Data Center and appear as aggregated data in various Department of Education reports. Additionally, some of the reported data appears specifically for your institution through the College Navigator website. The purpose of this summary is to provide you an opportunity to view some of the data that, when accepted through the IPEDS quality control process, will appear on the College Navigator website. College Navigator is updated approximately three months after the data collection period closes.

Please review your data for accuracy. If you have questions about the data displayed below after reviewing the data reported on the survey screens, please contact the IPEDS Help Desk at: 1-877-225-2568 or ipedshelp@rti.org.

Cohort	6-year Award Rate	8-year Award Rate	Still enrolled at your institution after 8 years	Did not receive an award and subsequently enrolled at another institution
Full-time, First-time	35%	36%	2%	15%
Part-time, First-time	14%	14%	0%	10%
Full-time, Non-first-time	32%	36%	0%	32%
Part-time, Non-first-time	0%	0%	0%	38%

Outcome Measures

New Mexico State University-Grants (188021)

Source	Description	Severity	Resolved	Options
Screen: Award Status at Six Years				
Screen Entry	The number of part-time, first-time students reported for the Revised 2008 cohort through August 31, 2014 (29) is outside the expected range of between 59 and 107 based on the 2008 cohort. Please correct your data or contact the IPEDS Help Desk for assistance. (Error #13105)	Fatal	Yes	
Reason:	Overridden by administrator. Count has been revised to exclude non-degree seeking students enrolled at sister institutions. KG			
Screen Entry	The number of part-time, non-first-time students reported for the Revised 2008 cohort through August 31, 2014 (8) is outside the expected range of between 28 and 52 based on the 2008 cohort. Please correct your data or contact the IPEDS Help Desk for assistance. (Error #13107)	Fatal	Yes	
Reason:	Overridden by administrator. Count has been revised to exclude non-degree seeking students enrolled at sister institutions. KG			

Overview**Outcome Measures Overview**

Welcome to the IPEDS Outcome Measures (OM) survey component. The OM component collects award and enrollment data from degree-granting institutions on four undergraduate cohorts and eight undergraduate subcohorts at three status points: four-years, six-years, and eight-years after entry.

The four cohorts of degree/certificate-seeking undergraduates are:

- First-time, full-time entering (FTFT)
- First-time, part-time entering (FTPT)
- Non-first-time, full-time entering (NFTFT)
- Non-first-time, part-time entering (NFTPT)

For each cohort, two subcohort groups have been added to the OM component - Pell Grant recipients and Non-Pell Grant recipients - resulting in eight new undergraduate subcohorts.

Major Updates:

- Starting with the 2017-18 collection, all institutions must report on a **FULL-YEAR** cohort. The OM cohort year is 2009-10. The full-year cohort coverage period is July 1, 2009 - June 30, 2010.
- Institutions will establish their OM cohorts based on their subcohorts of entering Pell Grant recipients and Non-Pell Grant recipients. Institutions should first identify their entering degree/certificate-seeking undergraduates during July 1, 2009 - June 30, 2010 and place each student in the appropriate subcohort. Each student should be reported only once.
- A new, third status point of four years after entry has been added to OM component.
- For each status point, institutions will report the highest type of award conferred to a student for each subcohort. The three award categories are certificates, associate's degree, and bachelor's degree. The awards are mutually exclusive within each status point.
- Institutions should report exclusions for the entire eight year period only on the "Establishing Cohorts" screen. Additional exclusions cannot be reported on the status point screens (i.e., four-years, six-years, or eight-years after entry).
- IPEDS will ask for an estimated time it took to complete the OM component. Include in that estimate the time to review instructions, research data sources (i.e., coordinate with IT and Student Aid offices), complete and review the component, and submit the data.

Data Reporting Reminders:

All reporting institutions will report on the entering cohort year: **2009-10 (July 1, 2009 - June 30, 2010)**.

- Four-year status point was as of **August 31, 2013**
- Six-year status point was as of **August 31, 2015**
- Eight-year status point was as of **August 31, 2017**

Reporting Tips:

Carefully read each [OMFAQ](#) before reporting your institution's data. There are new FAQs regarding the major updates to OM 2017-18 collection, such as academic reporters now reporting on a full-year cohort, summer sessions starting prior July 1, reporting awards at different status points, and Pell Grant and Non-Pell Grant recipient subcohorts.

Remember: All institutions are required to report transfer-out student data. Refer to FAQ #33 for more information.

Resources:

To download the survey materials for this component: [Survey Materials](#)

To access your prior year data submission for this component: [Reported Data](#)

If you have questions about completing this survey, please contact the **IPEDS Help Desk at 1-877-225-2568**.

Establishing Cohorts

Establishing Cohorts
2009-10 Entering Undergraduate Cohort
 (July 1, 2009-June 30, 2010: Full Year)

Directions: Begin by identifying your entering degree/certificate-seeking undergraduates for the full year of July 1, 2009 - June 30, 2010. Then report each student under one of the eight subcohorts (Pell or Non-Pell Grant recipients FTFT, FTPT, NFTFT, NFTPT). Each entering student should be reported only once. The four cohorts and total entering students will be calculated based on your subcohort reporting.

NOTE: Once a student is in the cohort, the student remains in the cohort, even if the student's attendance status changes (i.e., full-time to part-time, or vice versa) or if the student drops out, transfers out, or transfers back into the institution during the eight-year period. However, adjustments can be made to the cohort for allowable exclusions, which include the death of a student, permanent disability, military deployment, or service on an official church mission or with a foreign aid service of the Federal government. Exclusions are for the **ENTIRE** eight years for the entering 2009-10 cohort.

<u>Degree/Certificate-Seeking Undergraduate Students</u>	<u>2009-10 cohort</u>	<u>Exclusions to 2009-10 cohort</u>	<u>Adjusted 2009-10 cohort</u>
First-time entering			
<u>Full-time</u>	146	0	146
Pell Grant recipients	<input type="text" value="117"/>	<input type="text" value="0"/>	117
Non-Pell Grant recipients	<input type="text" value="29"/>	<input type="text" value="0"/>	29
<u>Part-time</u>	39	0	39
Pell Grant recipients	<input type="text" value="25"/>	<input type="text" value="0"/>	25
Non-Pell Grant recipients	<input type="text" value="14"/>	<input type="text" value="0"/>	14
Non-First-time entering			
<u>Full-time</u>	37	0	37
Pell Grant recipients	<input type="text" value="25"/>	<input type="text" value="0"/>	25
Non-Pell Grant recipients	<input type="text" value="12"/>	<input type="text" value="0"/>	12
<u>Part-time</u>	18	0	18
Pell Grant recipients	<input type="text" value="9"/>	<input type="text" value="0"/>	9
Non-Pell Grant recipients	<input type="text" value="9"/>	<input type="text" value="0"/>	9
Total Entering			
<u>Pell Grant recipients</u>	176	0	176
<u>Non-Pell Grant recipients</u>	64	0	64

The following reference table is based on institutional data reported in the specified data collections. Data reported on this screen (Establishing Cohorts for OM) have been compared with the data below. To review your prior reported data, go to the Tools menu in the IPEDS Data Collection System --> Go to Collection Level Data Center --> Look up an Institution --> Select your institution --> Select "Reported Data"

	2009 Fall Enrollment, 2009-10 Spring Collection	2009 Pell Grant data from Student Financial Aid, 2010-11 Winter Collection
First-time, Full-time	120	93
First-time, Part-time	56	N/A
Non-First-time, Full-time	26	N/A
Non-First-time, Part-time	60	N/A
Total Undergraduates	N/A	359

Award Status at Four Years

**Award Status at Four Years After Entry
2009-10 Entering Undergraduate Cohort
(July 1, 2009-June 30, 2010: Full Year)**

Directions: From the adjusted 2009-10 cohort, report the number of students who earned an award by four years after entry for each subcohort. If a student earns multiple awards, report only the highest award conferred to the student by the status point (August 31, 2013).

<u>Undergraduate Students</u>	Adjusted 2009-10 cohort	Number of students conferred an award by your institution (Highest Award by August 31, 2013)			Total number of adjusted cohort that received an award from your institution	Percent of adjusted cohort that received an award from your institution
		<u>Certificates</u>	<u>Associate's</u>	<u>Bachelor's</u>		
<u>First-time entering</u>						
Full-time	146	17	24	0	41	28
Pell Grant recipients	117	<input type="text" value="12"/>	<input type="text" value="20"/>	<input type="text" value="0"/>	32	27
Non-Pell Grant recipients	29	<input type="text" value="5"/>	<input type="text" value="4"/>	<input type="text" value="0"/>	9	31
Part-time	39	2	1	0	3	8
Pell Grant recipients	25	<input type="text" value="1"/>	<input type="text" value="1"/>	<input type="text" value="0"/>	2	8
Non-Pell Grant recipients	14	<input type="text" value="1"/>	<input type="text" value="0"/>	<input type="text" value="0"/>	1	7
<u>Non-First-time entering</u>						
Full-time	37	5	5	0	10	27
Pell Grant recipients	25	<input type="text" value="1"/>	<input type="text" value="3"/>	<input type="text" value="0"/>	4	16
Non-Pell Grant recipients	12	<input type="text" value="4"/>	<input type="text" value="2"/>	<input type="text" value="0"/>	6	50
Part-time	18	0	0	0	0	0
Pell Grant recipients	9	<input type="text" value="0"/>	<input type="text" value="0"/>	<input type="text" value="0"/>	0	0
Non-Pell Grant recipients	9	<input type="text" value="0"/>	<input type="text" value="0"/>	<input type="text" value="0"/>	0	0
<u>Total Entering</u>						
	240	24	30	0	54	23
Pell Grant recipients	176	14	24	0	38	22
Non-Pell Grant recipients	64	10	6	0	16	25

Award Status at Six Years

**Award Status at Six Years After Entry
2009-10 Entering Undergraduate Cohort
(July 1, 2009-June 30, 2010: Full Year)**

Directions: From the adjusted 2009-10 cohort, report the number of students who earned an award by six years after entry for each subcohort. If a student earns multiple awards, report only the highest award conferred to the student by the status point (August 31, 2015).

<u>Undergraduate Students</u>	Adjusted 2009-10 cohort	Number of students conferred an award by your institution (Highest Award through August 31, 2015)			Total number of adjusted cohort that received an award from your institution	Percent of adjusted cohort that received an award from your institution
		<u>Certificates</u>	<u>Associate's</u>	<u>Bachelor's</u>		
<u>First-time entering</u>						
Full-time	146	19	25	0	44	30
Pell Grant recipients	117	<input type="text" value="14"/>	<input type="text" value="21"/>	<input type="text" value="0"/>	35	30
Non-Pell Grant recipients	29	<input type="text" value="5"/>	<input type="text" value="4"/>	<input type="text" value="0"/>	9	31
Part-time	39	3	2	0	5	13
Pell Grant recipients	25	<input type="text" value="2"/>	<input type="text" value="2"/>	<input type="text" value="0"/>	4	16
Non-Pell Grant recipients	14	<input type="text" value="1"/>	<input type="text" value="0"/>	<input type="text" value="0"/>	1	7
<u>Non-First-time entering</u>						
Full-time	37	5	7	0	12	32
Pell Grant recipients	25	<input type="text" value="1"/>	<input type="text" value="5"/>	<input type="text" value="0"/>	6	24
Non-Pell Grant recipients	12	<input type="text" value="4"/>	<input type="text" value="2"/>	<input type="text" value="0"/>	6	50
Part-time	18	0	0	0	0	0
Pell Grant recipients	9	<input type="text" value="0"/>	<input type="text" value="0"/>	<input type="text" value="0"/>	0	0
Non-Pell Grant recipients	9	<input type="text" value="0"/>	<input type="text" value="0"/>	<input type="text" value="0"/>	0	0
<u>Total Entering</u>						
	240	27	34	0	61	25
Pell Grant recipients	176	17	28	0	45	26
Non-Pell Grant recipients	64	10	6	0	16	25

Award and Enrollment Status at Eight Years

**Award and Enrollment Status at Eight Years After Entry
2009-10 Entering Undergraduate Cohort
(July 1, 2009-June 30, 2010: Full Year)**

Directions: From the adjusted 2009-10 cohort, report the number of students who earned an award by eight years after entry for each subcohort. If a student earns multiple awards, report only the highest award conferred to the student by the status point (August 31, 2017).

For students that did not receive an award from your institution, report the number of students who are still enrolled at your institution, and then report the number of students who had enrolled at another institution over the eight year period.

Undergraduate Students	Adjusted 2009-10 cohort	Award Status at Eight Years After Entry					Enrollment Status at Eight Years After Entry					
		Number of students conferred an award by your institution (From Entry through August 31, 2017)			Total number of adjusted cohort that received an award from your institution	Percent of adjusted cohort that received an award from your institution	Number of students who did not receive an award from your institution (From entry through August 31, 2017)				Percent of adjusted cohort that did not receive an award, but are still enrolled at your institution and enrolled at another institution after leaving your institution	
		Certificates	Associate's	Bachelor's			Number still enrolled at your institution	Number who enrolled at another institution after leaving your institution	Number of students whose subsequent enrollment status is unknown	Total number who did not receive an award from your institution		
First-time entering												
Full-time	146	20	26	0	46	32	4	21	75	100	17	
Pell Grant recipients	117	15	22	0	37	32	3	16	61	80	16	
Non-Pell Grant recipients	29	5	4	0	9	31	1	5	14	20	21	
Part-time	39	3	2	0	5	13	0	7	27	34	18	
Pell Grant recipients	25	2	2	0	4	16	0	5	16	21	20	
Non-Pell Grant recipients	14	1	0	0	1	7	0	2	11	13	14	
Non-First-time entering												
Full-time	37	5	7	0	12	32	1	10	14	25	30	
Pell Grant recipients	25	1	5	0	6	24	0	6	13	19	24	
Non-Pell Grant recipients	12	4	2	0	6	50	1	4	1	6	42	
Part-time	18	0	0	0	0	0	1	10	7	18	61	
Pell Grant recipients	9	0	0	0	0	0	0	5	4	9	56	
Non-Pell Grant recipients	9	0	0	0	0	0	1	5	3	9	67	
Total Entering												
Full-time	240	28	35	0	63	26	6	48	123	177	23	
Pell Grant recipients	176	18	29	0	47	27	3	32	94	129	20	
Non-Pell Grant recipients	64	10	6	0	16	25	3	16	29	48	30	

You may use the space below to provide context for the data you've reported above. These context notes will be posted on the College Navigator website, and should be written to be understood by students and parents.

Prepared by

The name of the preparer is being collected so that we can follow up with the appropriate person in the event that there are questions concerning the data. The Keyholder will be copied on all email correspondence to other preparers.

The time it took to prepare this component is being collected so that we can continue to improve our estimate of the reporting burden associated with IPEDS. Please include in your estimate the time it took for you to review instructions, query and search data sources, complete and review the component, and submit the data through the Data Collection System.

Thank you for your assistance.

This survey component was prepared by:

<input checked="" type="radio"/>	Keyholder	<input type="radio"/>	SFA Contact	<input type="radio"/>	HR Contact
<input type="radio"/>	Finance Contact	<input type="radio"/>	Academic Library Contact	<input type="radio"/>	Other
Name:	<input type="text" value="Judy Bosland"/>				
Email:	<input type="text" value="jbosland@nmsu.edu"/>				

How many staff from your institution only were involved in the data collection and reporting process of this survey component?

<input type="text" value="3.00"/>	Number of Staff (including yourself)
-----------------------------------	--------------------------------------

How many hours did you and others from your institution only spend on each of the steps below when responding to this survey component?

Exclude the hours spent collecting data for state and other reporting purposes.

Staff member	Collecting Data Needed	Revising Data to Match IPEDS Requirements	Entering Data	Revising and Locking Data
Your office	<input type="text" value="8.00"/> hours	<input type="text" value="10.00"/> hours	<input type="text" value="1.00"/> hours	<input type="text" value="1.00"/> hours
Other offices	<input type="text"/> hours	<input type="text"/> hours	<input type="text"/> hours	<input type="text"/> hours

Summary

Outcome Measures Component Summary

IPEDS collects important information regarding your institution. All data reported in IPEDS survey components become available in the IPEDS Data Center and appear as aggregated data in various Department of Education reports. Additionally, some of the reported data appears specifically for your institution through the College Navigator website. The purpose of this summary is to provide you an opportunity to view some of the data that, when accepted through the IPEDS quality control process, will appear on the College Navigator website. College Navigator is updated approximately three months after the data collection period closes.

Please review your data for accuracy. If you have questions about the data displayed below after reviewing the data reported on the survey screens, please contact the IPEDS Help Desk at: 1-877-225-2568 or ipedshelp@rti.org.

Cohort	4-year Award Rate	6-year Award Rate	8-year Award Rate	Still enrolled at your institution after 8 years	Did not receive an award and subsequently enrolled at another institution
First-time entering					
Full-time	28%	30%	32%	3%	14%
Pell Grant recipients	27%	30%	32%	3%	14%
Non-Pell Grant recipients	31%	31%	31%	3%	17%
Part-time	8%	13%	13%	0%	18%
Pell Grant recipients	8%	16%	16%	0%	20%
Non-Pell Grant recipients	7%	7%	7%	0%	14%
Non-First-time entering					
Full-time	27%	32%	32%	3%	27%
Pell Grant recipients	16%	24%	24%	0%	24%
Non-Pell Grant recipients	50%	50%	50%	8%	33%
Part-time	0%	0%	0%	6%	56%
Pell Grant recipients	0%	0%	0%	0%	56%
Non-Pell Grant recipients	0%	0%	0%	11%	56%
Total Entering					
Full-time	23%	25%	26%	3%	20%
Pell Grant recipients	22%	26%	27%	2%	18%
Non-Pell Grant recipients	25%	25%	25%	5%	25%

Outcome Measures

New Mexico State University-Grants (188021)

Source	Description	Severity	Resolved	Options
Screen: Establishing Cohorts				
Screen Entry	In the 2009-10 EF component you reported 56 part-time first-time undergraduate students in fall 2009, but in OM you reported 39 part-time first-time undergraduate students for the full year period that includes fall 2009. OM should be greater than prior reported EF data. Please review your data and make any necessary corrections, or contact the IPEDS Help Desk for assistance. (Error #13414)	Fatal	Yes	
Reason:	Overridden by administrator. Students were previously reported at part-time more than once in some instances. Now some are adjusted to full-time status based on number of credits; this is system-wide scenario where students undergo flexible transfer between schools. KG			
Screen Entry	In the 2009-10 EF component you reported 60 part-time not first-time undergraduate students in fall 2009, but in OM you reported 18 part-time not first-time undergraduate students for the full year period that includes fall 2009. OM should be greater than prior reported EF data. Please review your data and make any necessary corrections, or contact the IPEDS Help Desk for assistance. (Error #13416)	Fatal	Yes	
Reason:	Overridden by administrator. Students were previously reported at part-time more than once in some instances. Now some are adjusted to full-time status based on number of credits; this is system-wide scenario where students undergo flexible transfer between schools. KG			
Screen Entry	You reported 73.33% of your entering undergraduates in the Recipients of a Pell Grant subcohort in OM; however, based on the 2010-11 Student Financial Aid component reporting, we expected this percentage to be between 0% and 54%. Please review your data and make any necessary corrections or explain the discrepancy. (Error #13409)	Explanation	Yes	
Reason:	It sounds like there may have been an error on the 2010-11 SFA. The saved version in my office shows 78% (N=93 of 120 full-time first-time students). NMSU Grants is located in a very high poverty area of New Mexico and a high percentage of full-time students receive a Pell grant. This has been true for years. Our calculation of 73% this year is likely lower because of cleaning of financial aid data over time.			

Institution: New Mexico State University-Grants (188021)

User ID: 88G1911

Overview

Outcome Measures Overview

Welcome to the IPEDS Outcome Measures (OM) survey component. The OM component collects award and enrollment data from degree-granting institutions on four undergraduate cohorts and eight undergraduate subcohorts at three status points: four-years, six-years, and eight-years after entry.

The four cohorts of degree/certificate-seeking undergraduates are:

- First-time, full-time entering (FTFT)
- First-time, part-time entering (FTPT)
- Non-first-time, full-time entering (NFTFT)
- Non-first-time, part-time entering (NFTPT)

For each cohort, two subcohort groups have been added to the OM component - Pell Grant recipients and Non-Pell Grant recipients - resulting in eight undergraduate subcohorts.

Data Reporting Reminders:

- All institutions must report on a **FULL-YEAR** cohort. The OM cohort year is 2010-11. The full-year cohort coverage period is July 1, 2010 - June 30, 2011.
- Institutions will establish their OM cohorts based on their subcohorts of entering Pell Grant recipients and Non-Pell Grant recipients. Institutions should first identify their entering degree/certificate-seeking undergraduates during the cohort coverage period of July 1, 2010 - June 30, 2011, and place each student in the appropriate subcohort. Each student should be reported only once.
- All institutions are required to report transfer-out student data.
- For each status point, institutions will report the highest type of award conferred to a student for each subcohort. The three award categories are certificates, Associate's degree, and Bachelor's degree.
- Institutions should report exclusions for the entire eight year period only on the "Establishing Cohorts" screen. Additional exclusions cannot be reported on the status point screens (i.e., four-years, six-years, or eight-years after entry).
- IPEDS will ask for an estimated time it took to complete the OM component. Include in that estimate the time to review instructions, research data sources (i.e., coordinate with IT and Student Aid offices), complete and review the component, and submit the data.

Important Dates to Remember:

All reporting institutions will report on degree/certificate-seeking undergraduates who entered the 2010-11 cohort year: **(July 1, 2010-June 30, 2011).**

- Four-year status point was as of **August 31, 2014**
- Six-year status point was as of **August 31, 2016**

- Eight-year status point was as of **August 31, 2018**

Reporting Tips:

Carefully read each [OM FAQ](#) before reporting your institution's data. There are FAQs regarding the major updates to OM 2017-18 collection, such as academic reporters now reporting on a full-year cohort, summer sessions starting prior July 1, reporting awards at different status points, and Pell Grant and Non-Pell Grant recipient subcohorts.

Resources:

To download the survey materials for this component: [Survey Materials](#)

To access your prior year data submission for this component: [Reported Data](#)

If you have questions about completing this survey, please contact the IPEDS Help Desk at (877) 225-2568.

Establishing Cohorts

Establishing Cohorts 2010-11 Entering Undergraduate Cohort

(July 1, 2010-June 30, 2011: Full Year)

Directions: Begin by identifying your entering degree/certificate-seeking undergraduates for the full year of July 1, 2010 - June 30, 2011. Then report each student under one of the eight subcohorts (Pell or Non-Pell Grant recipients FTFT, FTPT, NFTFT, NFTPT). Each entering student should be reported only once. The four cohorts and total entering students will be calculated based on your subcohort reporting.

NOTE: Once a student is in the cohort, the student remains in the cohort, even if the student's attendance status changes (i.e., full-time to part-time, or vice versa) or if the student drops out, transfers out, or transfers back into the institution during the eight-year period. However, institutions can make adjustments to the cohort for allowable exclusions, which include the death of a student, permanent disability, military deployment, or service on an official church mission or with a foreign aid service of the Federal government. Exclusions are for the **ENTIRE** eight years for the entering 2010-11 cohort.

<u>Degree/Certificate-Seeking Undergraduate Students</u>	<u>2010-11 cohort</u>	<u>Exclusions to 2010-11 cohort</u>	<u>Adjusted 2010-11 cohort</u>	<u>Prior year Adjusted cohort</u>
<u>First-time entering</u>				
<u>Full-time</u>	159	0	159	146
Pell Grant recipients	130	0	130	117
NonPell Grant recipients	29	0	29	29
<u>Part-time</u>	63	0	63	39
Pell Grant recipients	40	0	40	25
NonPell Grant recipients	23	0	23	14
<u>Non-First-time entering</u>				
<u>Full-time</u>	25	1	24	37
Pell Grant recipients	21	1	20	25
NonPell Grant recipients	4	0	4	12
<u>Part-time</u>	26	0	26	18
Pell Grant recipients	7	0	7	9
NonPell Grant recipients	19	0	19	9
<u>Total Entering</u>	273	1	272	240
Pell Grant recipients	198	1	197	176
NonPell Grant recipients	75	0	75	64

The following reference table is based on institutional data reported in the specified data collections. Data reported on this screen (Establishing Cohorts for OM) have been compared with the data below. To review your prior reported data, go to the Tools menu in the IPEDS Data Collection System --> Go to Collection Level Data Center --> Look up an Institution --> Select your institution --> Select "Reported Data"

	2010 Fall Enrollment, 2010-11 Spring Collection	2010 Pell Grant data from Student Financial Aid, 2011-12 Winter Collection
First-time, Full-time	114	93
First-time, Part-time	81	N/A

Non-First-time, Full-time	19	N/A
Non-First-time, Part-time	84	N/A
Total Undergraduates	N/A	423

Award Status at Four Years**Award Status at Four Years After Entry
2010-11 Entering Undergraduate Cohort
(July 1, 2010-June 30, 2011: Full Year)**

Directions: From the adjusted 2010-11 cohort, report the number of students who earned an award at four years after entry for each subcohort. Report the highest award earned for each degree/certificate-seeking student for the four-year status point (August 31, 2014) even if a student earns multiple awards.

<u>Undergraduate Students</u>	Adjusted 2010-11 cohort	Number of students conferred an award by your institution (Highest Award by August 31, 2014)			Total number of adjusted cohort that received an award from your institution	Percent of adjusted cohort that received an award from your institution
		<u>Certificates</u>	<u>Associate's</u>	<u>Bachelor's</u>		
<u>First-time entering</u>						
Full-time	159	16	17	0	33	21
Pell Grant recipients	130	11	12	0	23	18
NonPell Grant recipients	29	5	5	0	10	34
Part-time	63	8	0	0	8	13
Pell Grant recipients	40	6	0	0	6	15
NonPell Grant recipients	23	2	0	0	2	9
<u>Non-First-time entering</u>						
Full-time	24	1	5	0	6	25
Pell Grant recipients	20	1	3	0	4	20
NonPell Grant recipients	4	0	2	0	2	50
Part-time	26	1	2	0	3	12
Pell Grant recipients	7	0	1	0	1	14
NonPell Grant recipients	19	1	1	0	2	11
<u>Total Entering</u>						
	272	26	24	0	50	18
Pell Grant recipients	197	18	16	0	34	17
NonPell Grant recipients	75	8	8	0	16	21

Award Status at Six Years**Award Status at Six Years After Entry
2010-11 Entering Undergraduate Cohort
(July 1, 2010-June 30, 2011: Full Year)**

Directions: From the adjusted 2010-11 cohort, report the number of students who earned an award at six years after entry for each subcohort. Report the highest award earned for each degree/certificate-seeking student for the six-year status point (August 31, 2016) even if a student earns multiple awards.

<u>Undergraduate Students</u>	Adjusted 2010-11 cohort	Number of students conferred an award by your institution (Highest Award through August 31, 2016)			Total number of adjusted cohort that received an award from your institution	Percent of adjusted cohort that received an award from your institution
		<u>Certificates</u>	<u>Associate's</u>	<u>Bachelor's</u>		
<u>First-time entering</u>						
Full-time	159	16	20	0	36	23
Pell Grant recipients	130	11	15	0	26	20
NonPell Grant recipients	29	5	5	0	10	34
Part-time	63	9	1	0	10	16
Pell Grant recipients	40	6	0	0	6	15
NonPell Grant recipients	23	3	1	0	4	17
<u>Non-First-time entering</u>						
Full-time	24	0	6	0	6	25
Pell Grant recipients	20	0	4	0	4	20
NonPell Grant recipients	4	0	2	0	2	50
Part-time	26	1	2	0	3	12
Pell Grant recipients	7	0	1	0	1	14
NonPell Grant recipients	19	1	1	0	2	11
<u>Total Entering</u>						
	272	26	29	0	55	20
Pell Grant recipients	197	17	20	0	37	19
NonPell Grant recipients	75	9	9	0	18	24


Award and Enrollment Status at Eight Years

Award and Enrollment Status at Eight Years After Entry 2010-11 Entering Undergraduate Cohort (July 1, 2010-June 30, 2011: Full Year)

Directions: From the adjusted 2010-11 cohort, report the number of students who earned an award at eight years after entry for each subcohort. Report the highest award earned for each degree/certificate-seeking student for the eight-year status point (August 31, 2018) even if a student earns multiple awards. For students who did not receive an award from your institution, first report the number of students who are still enrolled at your institution, and then report the number of students who had enrolled at another institution over the eight-year period.

Undergraduate Students	Adjusted 2010-11 cohort	Award Status at Eight Years After Entry					Enrollment Status at Eight Years After Entry						
		Number of students conferred an award by your institution (From Entry through August 31, 2018)			Total number of adjusted cohort that received an award from your institution	Percent of adjusted cohort that received an award from your institution	Prior Year Total number of adjusted cohort that received an award from your institution	Number of students who did not receive an award from your institution (From entry through August 31, 2018)				Percent of adjusted cohort that did not receive an award, but are still enrolled at your institution or enrolled at another institution after leaving your institution	
		Certificates	Associate's	Bachelor's				Number still enrolled at your institution	Number who enrolled at another institution after leaving your institution	Number of students whose subsequent enrollment status is unknown	Total number who did not receive an award from your institution		
First-time entering													
Full-time	159	16	20	0	36	23	46	4	9	110	123	8	
Pell Grant recipients	130	11	15	0	26	20	37	4	6	94	104	8	
NonPell Grant recipients	29	5	5	0	10	34	9	0	3	16	19	10	
Part-time	63	9	1	0	10	16	5	0	1	52	53	2	
Pell Grant recipients	40	6	0	0	6	15	4	0	0	34	34	0	
NonPell Grant recipients	23	3	1	0	4	17	1	0	1	18	19	4	
Non-First-time entering													
Full-time	24	0	7	0	7	29	12	0	9	8	17	38	
Pell Grant recipients	20	0	4	0	4	20	6	0	8	8	16	40	
NonPell Grant recipients	4	0	3	0	3	75	6	0	1	0	1	25	
Part-time	26	1	2	0	3	12	0	1	12	10	23	50	
Pell Grant recipients	7	0	1	0	1	14	0	1	2	3	6	43	
NonPell Grant recipients	19	1	1	0	2	11	0	0	10	7	17	53	
Total Entering													
Pell Grant recipients	272	26	30	0	56	21	63	5	31	180	216	13	
NonPell Grant recipients	197	17	20	0	37	19	47	5	16	139	160	11	

NonPell Grant recipients	75	9	10	0	19	25	16	0	15	41	56	20
--------------------------	----	---	----	---	----	----	----	---	----	----	----	----

 You may use the space below to provide context for the data you've reported above. These context notes will be posted on the College Navigator website, and should be written to be understood by students and parents.

Prepared by

The name of the preparer is being collected so that we can follow up with the appropriate person in the event that there are questions concerning the data. The Keyholder will be copied on all email correspondence to other preparers.

The time it took to prepare this component is being collected so that we can continue to improve our estimate of the reporting burden associated with IPEDS. Please include in your estimate the time it took for you to review instructions, query and search data sources, complete and review the component, and submit the data through the Data Collection System.

Thank you for your assistance.

This survey component was prepared by:

<input checked="" type="radio"/> Keyholder	<input type="radio"/> SFA Contact	<input type="radio"/> HR Contact
<input type="radio"/> Finance Contact	<input type="radio"/> Academic Library Contact	<input type="radio"/> Other
Name: Candace Gilfillan		
Email: gilca@nmsu.edu		

How many staff from your institution only were involved in the data collection and reporting process of this survey component?

3.00	Number of Staff (including yourself)
------	--------------------------------------

How many hours did you and others from your institution only spend on each of the steps below when responding to this survey component?

Exclude the hours spent collecting data for state and other reporting purposes.

Staff member	Collecting Data Needed	Revising Data to Match IPEDS Requirements	Entering Data	Revising and Locking Data
Your office	1.00 hours	hours	1.00 hours	2.00 hours
Other offices	hours	hours	hours	2.00 hours

Summary

Outcome Measures Component Summary

IPEDS collects important information regarding your institution. All data reported in IPEDS survey components become available in the IPEDS Data Center and appear as aggregated data in various Department of Education reports. Additionally, some of the reported data appears specifically for your institution through the College Navigator website. The purpose of this summary is to provide you an opportunity to view some of the data that, when accepted through the IPEDS quality control process, will appear on the College Navigator website. College Navigator is updated approximately three months after the data collection period closes.

Please review your data for accuracy. If you have questions about the data displayed below after reviewing the data reported on the survey screens, please contact the IPEDS Help Desk at: 1-877-225-2568 or ipedshelp@rti.org.

Cohort	4-year Award Rate	6-year Award Rate	8-year Award Rate	Still enrolled at your institution after 8 years	Did not receive an award and subsequently enrolled at another institution
First-time entering					
Full-time	21%	23%	23%	3%	6%
Pell Grant recipients	18%	20%	20%	3%	5%
NonPell Grant recipients	34%	34%	34%	0%	10%
Part-time	13%	16%	16%	0%	2%
Pell Grant recipients	15%	15%	15%	0%	0%
NonPell Grant recipients	9%	17%	17%	0%	4%
Non-First-time entering					
Full-time	25%	25%	29%	0%	38%
Pell Grant recipients	20%	20%	20%	0%	40%
NonPell Grant recipients	50%	50%	75%	0%	25%
Part-time	12%	12%	12%	4%	46%
Pell Grant recipients	14%	14%	14%	14%	29%
NonPell Grant recipients	11%	11%	11%	0%	53%
Total Entering					
Full-time	18%	20%	21%	2%	11%
Pell Grant recipients	17%	19%	19%	3%	8%
NonPell Grant recipients	21%	24%	25%	0%	20%

Outcome Measures

New Mexico State University-Grants (188021)

Source	Description	Severity	Resolved	Options
Screen: Establishing Cohorts				
Screen Entry	In the 2010-11 EF component you reported 84 part-time not first-time undergraduate students in fall 2010, but in OM you reported 26 part-time not first-time undergraduate students for the full year period that includes fall 2010. OM should be greater than prior reported EF data. Please review your data and make any necessary corrections, or contact the IPEDS Help Desk for assistance. (Error #13416)	Fatal	Yes	
Reason:	Overridden by administrator. Some students were re-classified from PT to FT after the initial EF report due to additional credits being counted. SSR			
Screen Entry	In the 2010-11 EF component you reported 81 part-time first-time undergraduate students in fall 2010, but in OM you reported 63 part-time first-time undergraduate students for the full year period that includes fall 2010. OM should be greater than prior reported EF data. Please review your data and make any necessary corrections, or contact the IPEDS Help Desk for assistance. (Error #13414)	Fatal	Yes	
Reason:	Overridden by administrator. Some students were re-classified from PT to FT after the initial EF report due to additional credits being counted. SSR			
Screen Entry	The calculated value for this adjusted cohort (63) is outside the expected range of between 24 and 54 when compared to your prior year reported data. Please correct your subcohort data or provide an explanation for the reported data. (Error #13601)	Explanation	Yes	
Reason:	This is due to students from other NMSU campuses taking courses online at NMSU-Grants. We call this swirling. NMSU-Grants offered more online classes than the previous year. And, more students from other NMSU campuses, especially main campus with its higher tuition rate, enrolled.			
Screen Entry	You reported 72.53% of your entering undergraduates in the Recipients of a Pell Grant subcohort in OM; however, based on the 2011-12 Student Financial Aid component reporting, we expected this percentage to be between 0% and 57%. Please review your data and make any necessary corrections or explain the discrepancy. (Error #13409)	Explanation	Yes	
Reason:	Our students can be awarded financial aid from any of our five campuses provided they are enrolled at the campus. For outcome measures, we are identifying the students if they were enrolled at their primary campus then looking if they received Pell from anywhere in the system between July 1, 2010 and June 30, 2011. For the 2011-12 Student Financial Aid survey, we only looked at the aid awarded at the primary campus.			
Screen: Award and Enrollment Status at Eight Years				
Screen Entry	You reported 9 full-time first-time students subsequently enrolled at another institution after leaving your institution within 8 years via the OM component, but also reported 13 full-time first-time student transfers within 150% via the 2013-14 GR component. These components report on overlapping portions of the 2010-11 full-time first-time undergraduate student cohort, and we would expect the OM subsequent enrollment count to be greater than or equal to the GR component transfer count. Please review your data and make any necessary corrections or explain the discrepancy. (Error #13433)	Explanation	Yes	
Reason:	Since 2013-14, some students who transferred out of NMSU-Grants have returned and completed certificates/degrees or are still enrolled.			

Screen Entry	You have reported for those students that did not receive an award, but whose enrollment status is unknown (0), and you have also reported zero for students who did not receive an award, but have subsequently enrolled at another institution (e.g., transfer-outs). Because it is expected that your institution would report transfer-out students, this is potentially a problem with the data as currently reported. Please explain why you are not reporting any transfer-out students. (Error #13314)	Explanation	Yes	
Reason:	Any continuing education rates for part-time students tend to be low. There was an increase in the number of students completing certificates. First-time entering students are typically local at NMSU-Grants. Part-time students typically have other life commitments such as family and/or jobs. To transfer would mean to move out of the area. That is typically not an option for these students.			

Institution: New Mexico State University-Grants (188021)

User ID: 88G1911

Overview

Outcome Measures Overview

Welcome to the IPEDS Outcome Measures (OM) survey component. The OM component collects award and enrollment data from degree-granting institutions on four undergraduate cohorts and eight undergraduate subcohorts at three status points: four-years, six-years, and eight-years after entry.

The four cohorts of degree/certificate-seeking undergraduates are:

- First-time, full-time entering (FTFT)
- First-time, part-time entering (FTPT)
- Non-first-time, full-time entering (NFTFT)
- Non-first-time, part-time entering (NFTPT)

For each cohort, two subcohort groups have been added to the OM component - Pell Grant recipients and Non-Pell Grant recipients - resulting in eight undergraduate subcohorts.

Changes to reporting for 2019-20

- There are clarifications to the terms "transfer-in student" and "transfer-out student"
- There is a change to FAQ #30: Are first-time or non-first-time students who transfer-out to another institution included in the non-first-time entering cohort of the transfer-in institution?
- The term 'contact hour' has been replaced with the term 'clock hour'
- The term 'formal award' has been replaced with the term 'recognized postsecondary credential'
- There is a new instruction to exclude students participating in Experimental Pell (See <https://experimentalsites.ed.gov/exp/approved.html>)

Data Reporting Reminders:

- All institutions must report on a **FULL-YEAR** cohort. The OM cohort year is 2011-12. The full-year cohort coverage period is July 1, 2011 - June 30, 2012.
- Institutions will establish their OM cohorts based on their subcohorts of entering Pell Grant recipients and Non-Pell Grant recipients. Institutions should first identify their entering degree/certificate-seeking undergraduates during the cohort coverage period of July 1, 2011 - June 30, 2012, and place each student in the appropriate subcohort. Each student should be reported only once.
- All institutions are required to report transfer-out student data.
- For each status point, institutions will report the highest type of award conferred to a student for each subcohort. The three award categories are certificates, Associate's degree, and Bachelor's degree.
- Institutions should report exclusions for the entire eight year period only on the "Establishing Cohorts" screen. Additional exclusions cannot be reported on the status point screens (i.e., four-years, six-years, or eight-years after entry).
- IPEDS will ask for an estimated time it took to complete the OM component. Include in that estimate the time to review instructions, research data sources (i.e., coordinate with IT and Student Aid offices), complete and review the component, and submit the data.

Important Dates to Remember:

All reporting institutions will report on degree/certificate-seeking undergraduates who entered the 2011-12 cohort year: **(July 1, 2011-June 30, 2012)**.

- Four-year status point was as of **August 31, 2015**
- Six-year status point was as of **August 31, 2017**
- Eight-year status point was as of **August 31, 2019**

Reporting Tips:

Carefully read each [OM FAQ](#) before reporting your institution's data. There are FAQs regarding the major updates to OM 2017-18 collection, such as academic reporters now reporting on a full-year cohort, summer sessions starting prior July 1, reporting awards at different status points, and Pell Grant and Non-Pell Grant recipient subcohorts.

Resources:

To download the survey materials for this component: [Survey Materials](#)

To access your prior year data submission for this component: [Reported Data](#)

If you have questions about completing this survey, please contact the IPEDS Help Desk at (877) 225-2568.

Establishing Cohorts

Establishing Cohorts 2011-12 Entering Undergraduate Cohort

(July 1, 2011-June 30, 2012: Full Year)

Directions: Begin by identifying your entering degree/certificate-seeking undergraduates for the full year of July 1, 2011 - June 30, 2012. Then report each student under one of the eight subcohorts (Pell or Non-Pell Grant recipients FTFT, FTPT, NFTFT, NFTPT). Each entering student should be reported only once. The four cohorts and total entering students will be calculated based on your subcohort reporting.

NOTE: Once a student is in the cohort, the student remains in the cohort, even if the student's attendance status changes (i.e., full-time to part-time, or vice versa) or if the student drops out, transfers out, or transfers back into the institution during the eight-year period. However, institutions can make adjustments to the cohort for allowable exclusions, which include the death of a student, permanent disability, military deployment, or service on an official church mission or with a foreign aid service of the Federal government. Exclusions are for the **ENTIRE** eight years for the entering 2011-12 cohort.

Degree/Certificate-Seeking Undergraduate Students	2011-12 cohort	Exclusions to 2011-12 cohort	Adjusted 2011-12 cohort	Prior year Adjusted cohort
First-time entering				
Full-time	171	1	170	159
Pell Grant recipients	148	1	147	130
NonPell Grant recipients	23	0	23	29
Part-time	58	0	58	63
Pell Grant recipients	35	0	35	40
NonPell Grant recipients	23	0	23	23
Non-First-time entering				
Full-time	21	0	21	24
Pell Grant recipients	17	0	17	20
NonPell Grant recipients	4	0	4	4
Part-time	23	0	23	26
Pell Grant recipients	7	0	7	7
NonPell Grant recipients	16	0	16	19
Total Entering	273	1	272	272
Pell Grant recipients	207	1	206	197
NonPell Grant recipients	66	0	66	75

The following reference table is based on institutional data reported in the specified data collections. Data reported on this screen (Establishing Cohorts for OM) have been compared with the data below. To review your prior reported data, go to the Tools menu in the IPEDS Data Collection System --> Go to Collection Level Data Center --> Look up an Institution --> Select your institution --> Select "Reported Data"

	2011 Fall Enrollment, 2011-12 Spring Collection	2011 Pell Grant data from Student Financial Aid, 2012-13 Winter Collection
First-time, Full-time	128	107
First-time, Part-time	38	N/A
Non-First-time, Full-time	10	N/A

Non-First-time, Part-time	13	N/A
Total Undergraduates	N/A	733

Award Status at Four Years**Award Status at Four Years After Entry
2011-12 Entering Undergraduate Cohort
(July 1, 2011-June 30, 2012: Full Year)**

Directions: From the adjusted 2011-12 cohort, report the number of students who earned an award at four years after entry for each subcohort. Report the highest award earned for each degree/certificate-seeking student for the four-year status point (August 31, 2015) even if a student earns multiple awards.

<u>Undergraduate Students</u>	Adjusted 2011-12 cohort	Number of students conferred an award by your institution (Highest Award by August 31, 2015)			Total number of adjusted cohort that received an award from your institution	Percent of adjusted cohort that received an award from your institution
		<u>Certificates</u>	<u>Associate's</u>	<u>Bachelor's</u>		
<u>First-time entering</u>						
Full-time	170	13	19	0	32	19
Pell Grant recipients	147	13	17	0	30	20
NonPell Grant recipients	23	0	2	0	2	9
Part-time	58	3	2	0	5	9
Pell Grant recipients	35	2	0	0	2	6
NonPell Grant recipients	23	1	2	0	3	13
<u>Non-First-time entering</u>						
Full-time	21	0	2	0	2	10
Pell Grant recipients	17	0	2	0	2	12
NonPell Grant recipients	4	0	0	0	0	0
Part-time	23	1	1	0	2	9
Pell Grant recipients	7	0	0	0	0	0
NonPell Grant recipients	16	1	1	0	2	13
<u>Total Entering</u>						
	272	17	24	0	41	15
Pell Grant recipients	206	15	19	0	34	17
NonPell Grant recipients	66	2	5	0	7	11

Award Status at Six Years**Award Status at Six Years After Entry
2011-12 Entering Undergraduate Cohort
(July 1, 2011-June 30, 2012: Full Year)**

Directions: From the adjusted 2011-12 cohort, report the number of students who earned an award at six years after entry for each subcohort. Report the highest award earned for each degree/certificate-seeking student for the six-year status point (August 31, 2017) even if a student earns multiple awards.

<u>Undergraduate Students</u>	Adjusted 2011-12 cohort	Number of students conferred an award by your institution (Highest Award through August 31, 2017)			Total number of adjusted cohort that received an award from your institution	Percent of adjusted cohort that received an award from your institution
		<u>Certificates</u>	<u>Associate's</u>	<u>Bachelor's</u>		
<u>First-time entering</u>						
Full-time	170	13	26	0	39	23
Pell Grant recipients	147	12	22	0	34	23
NonPell Grant recipients	23	1	4	0	5	22
Part-time	58	5	4	0	9	16
Pell Grant recipients	35	3	2	0	5	14
NonPell Grant recipients	23	2	2	0	4	17
<u>Non-First-time entering</u>						
Full-time	21	0	2	0	2	10
Pell Grant recipients	17	0	2	0	2	12
NonPell Grant recipients	4	0	0	0	0	0
Part-time	23	1	2	0	3	13
Pell Grant recipients	7	0	1	0	1	14
NonPell Grant recipients	16	1	1	0	2	13
<u>Total Entering</u>						
	272	19	34	0	53	19
Pell Grant recipients	206	15	27	0	42	20
NonPell Grant recipients	66	4	7	0	11	17

Award and Enrollment Status at Eight Years

Award and Enrollment Status at Eight Years After Entry 2011-12 Entering Undergraduate Cohort (July 1, 2011-June 30, 2012: Full Year)

Directions: From the adjusted 2011-12 cohort, report the number of students who earned an award at eight years after entry for each subcohort. Report the highest award earned for each degree/certificate-seeking student for the eight-year status point (August 31, 2019) even if a student earns multiple awards. For students who did not receive an award from your institution, first report the number of students who are still enrolled at your institution, and then report the number of students who had enrolled at another institution over the eight-year period.

Undergraduate Students	Adjusted 2011-12 cohort	Award Status at Eight Years After Entry					Enrollment Status at Eight Years After Entry						
		Number of students conferred an award by your institution (From Entry through August 31, 2019)			Total number of adjusted cohort that received an award from your institution	Percent of adjusted cohort that received an award from your institution	Prior Year Total number of adjusted cohort that received an award from your institution	Number of students who did not receive an award from your institution (From entry through August 31, 2019)				Percent of adjusted cohort that did not receive an award, but are still enrolled at your institution or enrolled at another institution after leaving your institution	
		Certificates	Associate's	Bachelor's				Number still enrolled at your institution	Number who enrolled at another institution after leaving your institution	Number of students whose subsequent enrollment status is unknown	Total number who did not receive an award from your institution		
First-time entering													
Full-time	170	13	27	0	40	24	36	3	13	114	130	9	
Pell Grant recipients	147	12	22	0	34	23	26	3	7	103	113	7	
NonPell Grant recipients	23	1	5	0	6	26	10	0	6	11	17	26	
Part-time	58	6	4	0	10	17	10	2	3	43	48	9	
Pell Grant recipients	35	3	2	0	5	14	6	1	1	28	30	6	
NonPell Grant recipients	23	3	2	0	5	22	4	1	2	15	18	13	
Non-First-time entering													
Full-time	21	0	2	0	2	10	7	0	11	8	19	52	
Pell Grant recipients	17	0	2	0	2	12	4	0	7	8	15	41	
NonPell Grant recipients	4	0	0	0	0	0	3	0	4	0	4	100	
Part-time	23	1	2	0	3	13	3	1	12	7	20	57	
Pell Grant recipients	7	0	1	0	1	14	1	0	3	3	6	43	
NonPell Grant recipients	16	1	1	0	2	13	2	1	9	4	14	63	
Total Entering													
	272	20	35	0	55	20	56	6	39	172	217	17	
Pell Grant recipients	206	15	27	0	42	20	37	4	18	142	164	11	
NonPell Grant recipients	66	5	8	0	13	20	19	2	21	30	53	35	



You may use the space below to provide context for the data you've reported above. These context notes will be posted on the College Navigator website, and should be written to be understood by students and parents.

Prepared by

The name of the preparer is being collected so that we can follow up with the appropriate person in the event that there are questions concerning the data. The Keyholder will be copied on all email correspondence to other preparers.

The time it took to prepare this component is being collected so that we can continue to improve our estimate of the reporting burden associated with IPEDS. Please include in your estimate the time it took for you to review instructions, query and search data sources, complete and review the component, and submit the data through the Data Collection System.

Thank you for your assistance.

This survey component was prepared by:

<input checked="" type="radio"/> Keyholder	<input type="radio"/> SFA Contact	<input type="radio"/> HR Contact
<input type="radio"/> Finance Contact	<input type="radio"/> Academic Library Contact	<input type="radio"/> Other
Name: Calixto Melero		
Email: calixto1@nmsu.edu		

How many staff from your institution only were involved in the data collection and reporting process of this survey component?

Number of Staff (including yourself)

How many hours did you and others from your institution only spend on each of the steps below when responding to this survey component?

Exclude the hours spent collecting data for state and other reporting purposes.

Staff member	Collecting Data Needed	Revising Data to Match IPEDS Requirements	Entering Data	Revising and Locking Data
Your office	hours	hours	hours	hours
Other offices	hours	hours	hours	hours

Summary

Outcome Measures Component Summary

IPEDS collects important information regarding your institution. All data reported in IPEDS survey components become available in the IPEDS Data Center and appear as aggregated data in various Department of Education reports. Additionally, some of the reported data appears specifically for your institution through the College Navigator website. The purpose of this summary is to provide you an opportunity to view some of the data that, when accepted through the IPEDS quality control process, will appear on the College Navigator website. College Navigator is updated approximately three months after the data collection period closes.

Please review your data for accuracy. If you have questions about the data displayed below after reviewing the data reported on the survey screens, please contact the IPEDS Help Desk at: 1-877-225-2568 or ipedshelp@rti.org.

Cohort	4-year Award Rate	6-year Award Rate	8-year Award Rate	Still enrolled at your institution after 8 years	Did not receive an award and subsequently enrolled at another institution
First-time entering					
Full-time	19%	23%	24%	2%	8%
Pell Grant recipients	20%	23%	23%	2%	5%
NonPell Grant recipients	9%	22%	26%	0%	26%
Part-time	9%	16%	17%	3%	5%
Pell Grant recipients	6%	14%	14%	3%	3%
NonPell Grant recipients	13%	17%	22%	4%	9%
Non-First-time entering					
Full-time	10%	10%	10%	0%	52%
Pell Grant recipients	12%	12%	12%	0%	41%
NonPell Grant recipients	0%	0%	0%	0%	100%
Part-time	9%	13%	13%	4%	52%
Pell Grant recipients	0%	14%	14%	0%	43%
NonPell Grant recipients	13%	13%	13%	6%	56%
Total Entering					
Full-time	15%	19%	20%	2%	14%
Pell Grant recipients	17%	20%	20%	2%	9%
NonPell Grant recipients	11%	17%	20%	3%	32%

Outcome Measures

New Mexico State University-Grants (188021)

Source	Description	Severity	Resolved	Options
Screen: Award and Enrollment Status at Eight Years				
Screen Entry	You reported 13 full-time first-time students subsequently enrolled at another institution after leaving your institution within 8 years via the OM component, but also reported 14 full-time first-time student transfers within 150% via the 2014-15 GR component. These components report on overlapping portions of the 2011-12 full-time first-time undergraduate student cohort, and we would expect the OM subsequent enrollment count to be greater than or equal to the GR component transfer count. Please review your data and make any necessary corrections or explain the discrepancy. (Error #13433)	Explanation	Yes	
Reason:	Since 2014-15, one of the transfer out students reported in the GRS survey returned to the institution and continued his/her education here.			