

New Mexico State University

QUICK FACTS

2021-2022



BE BOLD. Shape the Future.®
Office of Institutional Analysis

Delivering Solutions. Creating Change.

As New Mexico's land-grant institution, we are a comprehensive research university dedicated to teaching, research, public service and outreach. We are a global community of talented students, faculty and staff engaged in research and creative activities that positively impact the lives of our citizens. Our renowned faculty and researchers seek fresh solutions to the challenges of today. Relevant hands-on opportunities mean our students are job ready when they graduate. As a NASA Space Grant College and a Hispanic and minority serving institution, we are proud to work alongside our many partners as we shape the future of New Mexico.

- Ranked as a **TOP-TIER UNIVERSITY**, U.S. News & World Report Best Colleges for 2022 National Universities
- Several NMSU online education programs ranked among the **TOP IN THE NATION**, 2022 U.S. News & World Report Best Online Education Programs
- Ranked in the **TOP 10% OF MILITARY-FRIENDLY INSTITUTIONS**, as published in G.I. Jobs Magazine, May 2022
- Designated a **FIRST-GEN FORWARD INSTITUTION**, Center for First-Generation Student Success, 2022
- **BEST COLLEGES FOR ONLINE** learning, Best Value Schools 2021
- **A TOP 100 INSTITUTION** for Hispanics, The Hispanic Outlook on Education Magazine, October 2020 issue



COLLEGES: Agricultural, Consumer and Environmental Sciences; Arts and Sciences; Business; Engineering; Health, Education and Social Transformation; Honors; Graduate School.

COMMUNITY COLLEGES: Academic, vocational/technical and continuing education programs at our community colleges in Alamogordo, Carlsbad, Doña Ana County and Grants.

NMSU ONLINE: With over 70 affordable, accredited degree and certification programs, NMSU Online offers flexible education options that prepare professionals with cutting-edge skills today for tomorrow's careers.

COOPERATIVE EXTENSION: With educational and administrative locations in every county, we continue to provide the people of New Mexico with practical, research-based knowledge and programs to improve their quality of life.

RESEARCH: Our strategic research areas of strength address global challenges with local implications.

- Artificial Intelligence and Machine Learning
- Biomedical Science, Biomedical Informatics and Telehealth
- Energy, Environment and Water
- Food Production, Safety, Science and Security
- Intelligent Manufacturing
- Transforming STEM Education
- Cybersecurity
- Quantum Information Science

We are classified as an R2: doctoral university with high research activity by the Carnegie Foundation for the Advancement of Teaching. The university is ranked in the top 18 percent of all institutions in terms of federal research and development expenditures and 3rd in research expenditures among High Hispanic Enrollment Institutions with a medical school by NSF Higher Education Research and Development.

HEADCOUNTS

Total NMSU Unduplicated Student Headcount: 21,696

Headcount by Campus


	<i>Students*</i>	<i>Faculty**</i>	<i>Staff**</i>
Alamogordo	948	78	61
Carlsbad	1,363	58	77
Doña Ana	6,456	410	268
Grants	694	47	26
Las Cruces	13,904	1,042	2,269

*Student enrollment as of Fall 2021 Census, September 3, 2021

**Employee counts as of September 30, 2021

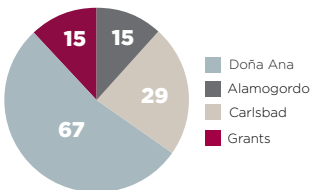
NUMBER OF DEGREE PROGRAMS

Las Cruces Campus

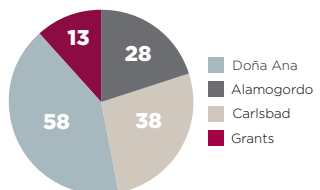


Community Colleges

Certificates

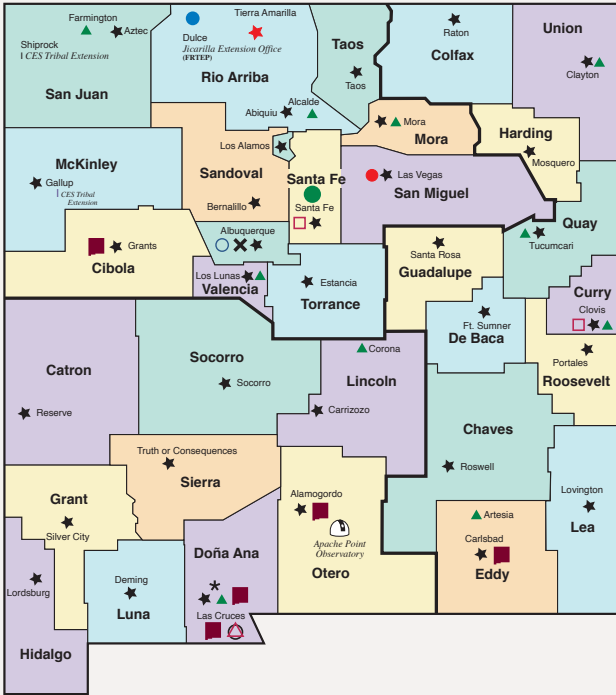


Associates



Our Statewide Reach

The state's land-grant institution, New Mexico State University has a presence in every county, serving a multicultural population through teaching, research and service.



Facility Locations

- Admissions Office
- ▲ Agricultural Science and Research Centers
- 🔭 Apache Point Observatory
- 🏠 Arrowhead Center
- 📍 Carlsbad Environmental Monitoring and Research Center
- 📄 Cooperative Extension Service District Offices
- ★ County Extension Offices
- ★ County Extension Satellite Office
- Federally Recognized Tribes Extension Program (FRTEP)
- Extension and Research Youth Agricultural Science Center
- ✖ NMSU Albuquerque Center
- NMSU Campuses
- Santa Fe Ranch Demonstration Site
- Tribal Extension Offices
- ★ University Government Affairs

LAS CRUCES CAMPUS

Enrollment By College*

	<i>Undergraduate</i>	<i>%</i>	<i>Graduate</i>	<i>%</i>	<i>Total</i>
Agricultural, Consumer & Environmental Sciences	1,306	11.6	223	8.3	1,529
Arts & Sciences	4,069	36.2	624	23.3	4,693
Business	1,381	12.3	261	9.8	1,642
Engineering	1,747	15.6	373	14.0	2,120
Health, Education, and Social Transformation	2,499	22.3	1,101	41.2	3,600
Graduate	N/A	N/A	91	3.4	91
Community Colleges**	229	2.0	N/A	N/A	229
Total	11,231	100	2,673	100	13,904

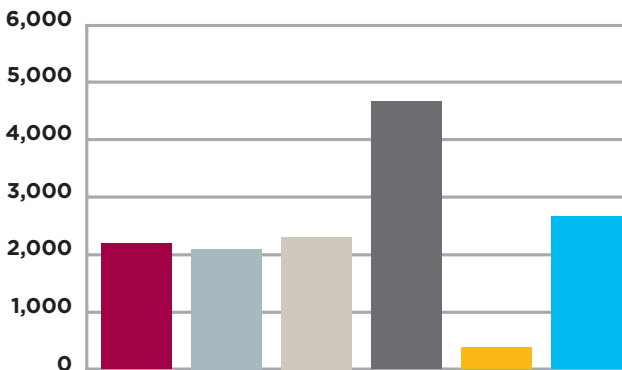
*Based on primary major only.

**Community College students enrolled in at least one course at NMSU Las Cruces campus





Headcount By Class



■ **Freshman:** 2,096 (15.1%)

■ **Sophomore:** 1,941 (14%)

■ **Junior:** 2,394 (17.2%)

■ **Senior:** 4,458 (32.1%)

■ **Non-degree (Undergraduate):** 344* (2.5%)

■ **Graduate:** 2,671 (19.2%)

Total: 13,904

*Non-degree includes Post-Baccalaureate and Dual-Credit students.

LAS CRUCES CAMPUS



Headcount by Gender

	<i>Number</i>	<i>%</i>
Male	5,735	41.2
Female	8,146	58.6
Not Reported	23	0.2
Total	13,904	100

Headcount by Enrollment Status

	<i>Number</i>	<i>%</i>
Full-time*	10,570	76.0
Part-time	3,334	24.0
Total	13,904	100

*Based on enrollment and primary campus.

Headcount by Level

	<i>Number</i>	<i>%</i>
Undergraduate	11,231	80.8
Graduate	2,673	19.2
Total	13,904	100

Headcount by Ethnicity

	<i>Number</i>	<i>%</i>
Two or More Races	337	2.4
American Indian/ Alaskan Native	336	2.4
Asian	185	1.3
Black or African American	410	2.9
Native Hawaiian or Other Pacific Islander	17	0.1
Hispanic	8,060	58.0
White	3,710	26.7
Race and/or Ethnicity Unknown	136	1.0
Nonresident Alien	713	5.1
Total	13,904	100

Numbers rounded to the nearest percentage

2020-2021 Degrees Awarded (Summer, Fall, Spring)*

	<i>Number</i>	<i>%</i>
Associate	3	0.1
Bachelor's	2,425	74.4
Graduate Certificate	57	1.7
Master's	644	19.7
Education Specialist	12	0.4
Doctorate	120	3.7
Total	3,261	100

*Some students may have earned more than one certificate/degree.

2021-22 Tuition and Required Fees per Semester*

<i>Per semester</i>	<i>In-State</i>	<i>Out-of-State</i>
Undergraduate	\$2,650.40	\$11,883.60
Graduate	\$2,962.80	\$9,137.70

*Based on 12 credits for an undergraduate and 9 credits for a graduate student.



COMMUNITY COLLEGE CAMPUSES

Headcount by Enrollment Status

	<i>Full-Time*</i>		<i>Part-Time*</i>		<i>Total</i>
	<i>Number</i>	<i>%</i>	<i>Number</i>	<i>%</i>	
Alamogordo	235	24.8	711	75.2	946
Carlsbad	273	20.1	1,088	79.9	1,361
Doña Ana	2,833	43.9	3,621	56.1	6,454
Grants	137	19.8	555	80.2	692

*Based on Fall 2021 Census enrollment and primary campus

Headcount by Gender

	<i>Male</i>		<i>Female</i>		<i>Not Reported</i>		<i>Total</i>
	<i>Number</i>	<i>%</i>	<i>Number</i>	<i>%</i>	<i>Number</i>	<i>%</i>	
Alamogordo	340	36	600	63.4	6	0.6	946
Carlsbad	435	32	920	67.6	6	0.4	1,361
Doña Ana	2,525	39.1	3,905	60.5	24	0.4	6,454
Grants	213	30.8	478	69.1	1	0.1	692





2020-2021 Degrees Awarded (Summer, Fall, Spring)*

	<i>Certificates</i>		<i>Associates</i>		<i>Total</i>
	<i>Number</i>	<i>%</i>	<i>Number</i>	<i>%</i>	
Alamogordo	47	38.2	76	61.8	123
Carlsbad	27	17.5	127	82.5	154
Doña Ana	427	32.4	890	67.6	1,317
Grants	34	50.7	33	49.3	67

*Some students may have earned more than one certificate/degree.

2021-22 Tuition and Required Fees per Semester*

<i>Per semester</i>	<i>In-District</i>	<i>Out-of-District</i>	<i>Out-of-State</i>
Alamogordo	\$1,032	\$1,212	\$2,688
Carlsbad**	\$638	\$1,034	\$2,054
Doña Ana	\$888	\$1,080	\$2,832
Grants	\$1,032	\$1,140	\$2,052

*Based on 12 credits.

**An additional \$50 Health Center Fee is required for full-time students.

COMMUNITY COLLEGE CAMPUSES

Headcount by Ethnicity*

<i>Alamogordo</i>	<i>Number</i>	<i>%</i>	<i>Carlsbad</i>	<i>Number</i>	<i>%</i>
Two or More Races	30	3.1	Two or More Races	19	1.4
American Indian/ Alaskan Native	47	4.9	American Indian/ Alaskan Native	14	1.0
Asian and Native Hawaiian/Other Pacific Islander†	42	4.3	Asian and Native Hawaiian/Other Pacific Islander†	15	1.1
Black or African American	32	3.3	Black or African American	16	1.2
Hispanic	420	43.4	Hispanic	799	58.7
White	355	36.7	White	361	26.5
Race and/or Ethnicity Unknown	31	3.2	Race and/or Ethnicity Unknown	113	8.3
Nonresident Alien	11	1.1	Nonresident Alien	24	1.8



<i>Doña Ana</i>	<i>Number</i>	<i>%</i>	<i>Grants</i>	<i>Number</i>	<i>%</i>
Two or More Races	96	1.5	Two or More Races	11	1.6
American Indian/ Alaskan Native	95	1.5	American Indian/ Alaskan Native	220	31.8
Asian and Native Hawaiian/Other Pacific Islander†	62	1.0	Asian and Native Hawaiian/Other Pacific Islander†	masked	n/a
Black or African American	113	1.8	Black or African American	6	0.9
Hispanic	4,642	71.9	Hispanic	327	47.3
White	1,147	17.8	White	102	14.7
Race and/or Ethnicity Unknown	132	2.0	Race and/or Ethnicity Unknown	masked	n/a
Nonresident Alien	167	2.6	Nonresident Alien	11	1.6

†Asian and Native Hawaiian/Other Pacific Islander have been combined due to low counts.



Recreational Activities

At New Mexico State University, students, faculty and staff as well as our community members enjoy a variety of recreational, athletic and cultural events. From cheering on our student-athletes during one of their exciting games to watching a rousing performance at the exquisite ASNMSU Center for the Arts, we have something for everyone.

Athletics

NMSU is a member of the NCAA Division I-A Western Athletic Conference in 15 of its 16 sports, with the NMSU football team playing as an independent. During the 2021-2022 athletic season, NMSU sports recorded several regular season and WAC tournament championships. Starting July 1, 2023, NMSU will become a member of Conference USA, an NCAA Division I athletic conference based in Dallas, Texas.

Arts and Recreation

18-hole golf course
Art galleries
Athletic fields
Climbing wall
Concerts
Conference center
Films
Fitness center

Museums
Opera & symphony
Professional theater
Running track
Swim center
Tennis center
TV & radio stations
Visiting speakers



Administration

Dan E. Arvizu
Chancellor, NMSU System

Ruth Johnston
Vice Chancellor and Chief Operating Officer

Dorothy Campbell
Interim Provost and Chief Academic Officer

Leslie Cervantes
Chief of Staff

Luis A. Cifuentes
VP, Research, Creativity and Strategic Initiatives

Teresa Maria Linda Scholz
VP, Equity, Inclusion and Diversity

Renay M. Scott
VP, Student Success

Derek Dictson
President, NMSU Foundation Inc.

Kenneth Van Winkle
Associate Vice Chancellor, External Relations

Sherry Kollmann
Associate Vice Chancellor, Digital Learning

Monica Torres
President, Doña Ana Community College



GETTING IN TOUCH

New Mexico State University

P.O. Box 30001
Las Cruces, NM 88003-8001
575-646-0111
TTY 800-659-8331
nmsu.edu

New Mexico State University Community Colleges

Alamogordo

2400 Scenic Drive
Alamogordo, NM 88310
575-439-3600
TTY 575-439-3719
nmsua.edu

Grants

1500 Third Street
Grants, NM 87020
505-287-6678
grants.nmsu.edu

Doña Ana County

2800 Sonoma Ranch Blvd.
Las Cruces, NM 88011
575-527-7500
Toll-free in
New Mexico only:
800-903-7503
dacc.nmsu.edu